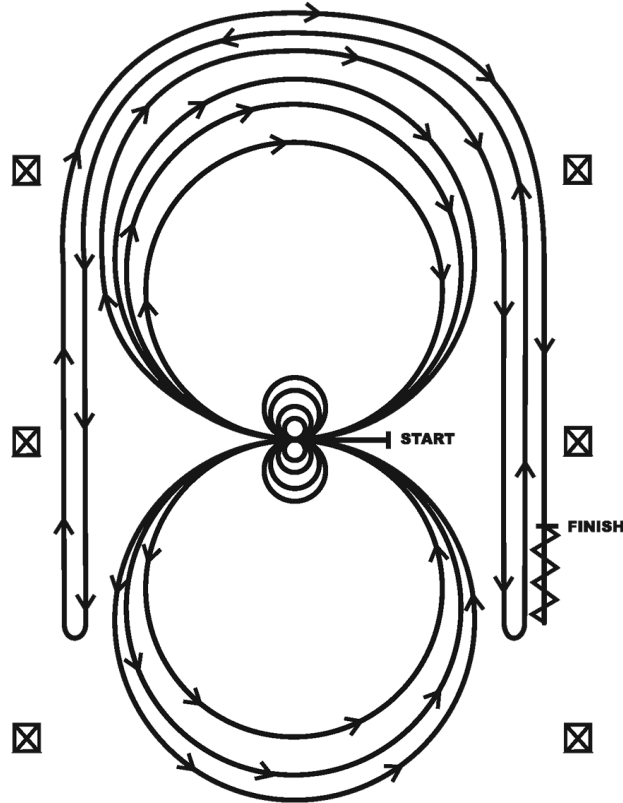


ALQHA HEART OF DIXIE CLASSIC

REINING

Show Date: NOVEMBER 14-15, 2026

REINING PATTERN 8



Horses may walk or jog to the center of arena. Horses must walk or stop prior to starting pattern. Beginning at the center of arena facing the left wall or fence.

1. Complete four spins to the left. Hesitate.
2. Complete four spins to the right. Hesitate.
3. Beginning on the right lead, complete three circles to the right: the first circle large and fast; the second circle small and slow; the third circle large and fast. Change leads at the center of the arena.
4. Complete three circles to the left: the first circle large and fast; the second circle small and slow; the third circle large and fast. Change leads at the center of the arena.
5. Begin a large circle to the right but do not close this circle. Run straight down the right side of the arena past the center marker and do a left rollback at least twenty feet (six meters) from the wall or fence—no hesitation.
6. Continue back around the previous circle but do not close this circle. Run down the left side of the arena past the center marker and do a right rollback at least twenty feet (six meters) from the wall or fence—no hesitation.
7. Continue back around the previous circle but do not close this circle. Run down the right side of the arena past the center marker and do a sliding stop at least twenty feet (six meters) from the wall or fence. Back up at least ten feet (three meters). Hesitate to demonstrate completion of the pattern.

[R/AQHAP-8]

Pattern Provided by:

SANDY CURL

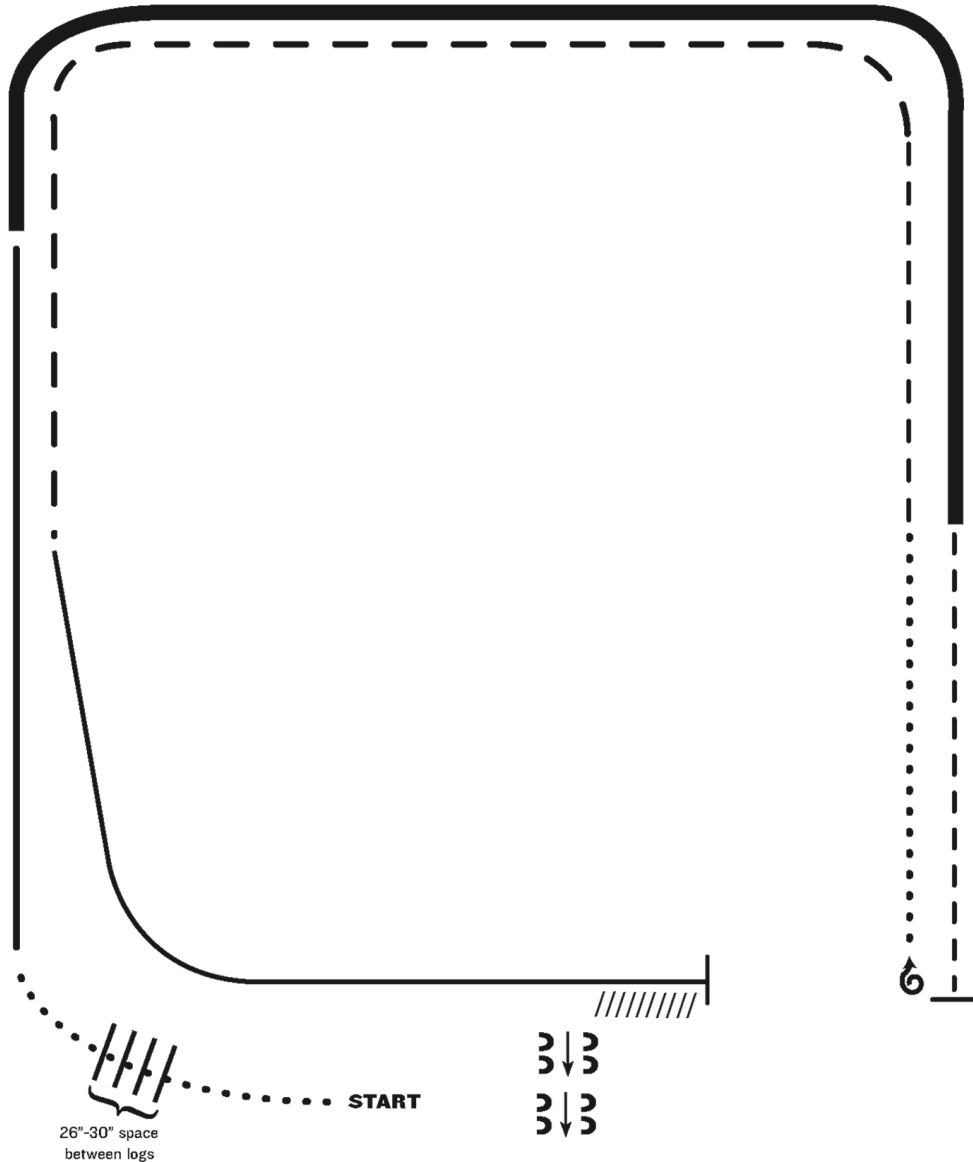
ALQHA HEART OF DIXIE CLASSIC

RANCH RIDING - SMALL FRY WILL EXTEND TROT NOT LOPE

Show Date: NOVEMBER 14-15, 2026

w w w . H o r s e S h o w P a t t e r n s . c o m

w w w . H o r s e S h o w P a t t e r n s . c o m



1. Walk
2. Walk over logs
3. Lope right lead
4. Extended lope (right lead)
5. Trot
6. Stop, 1 1/2 turns right
7. Walk
8. Trot
9. Extended trot
10. Lope left lead
11. Stop and Back
12. Side pass right

Note: The drawn description of this pattern is only intended for the general depiction of the pattern. Exhibitors should utilize the arena space to best exhibit their horses.

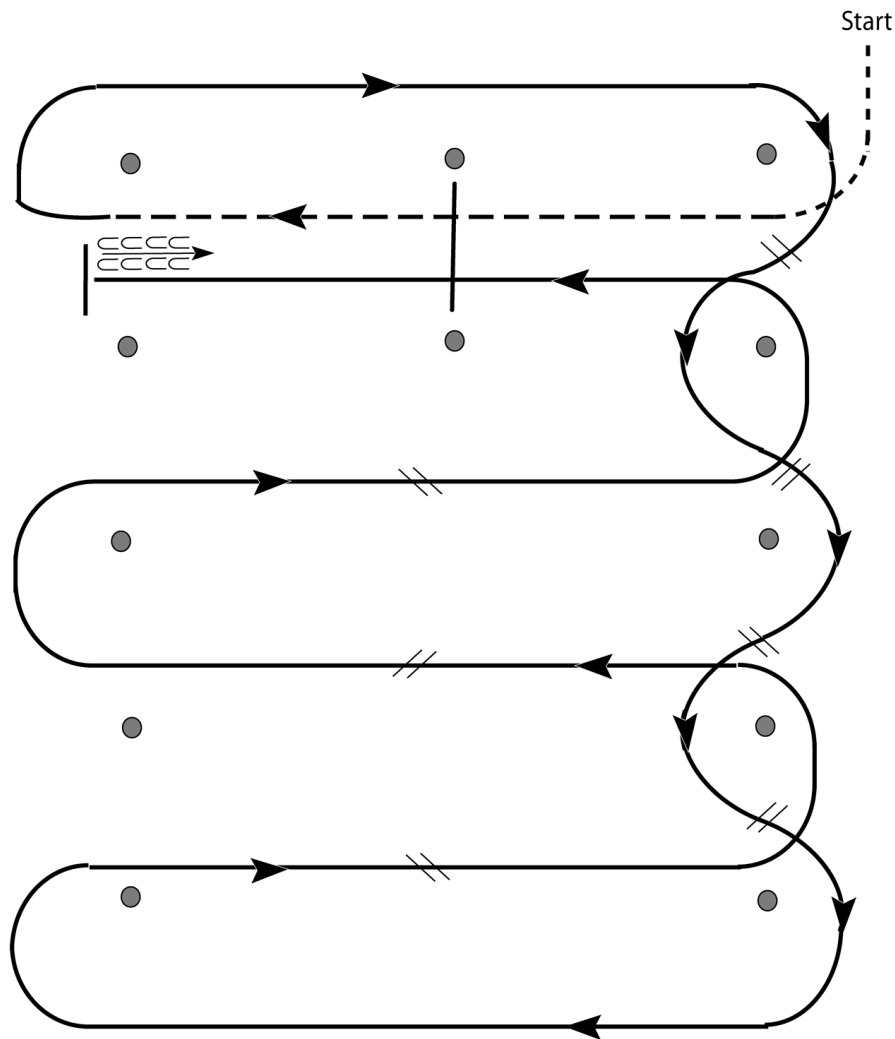
[RR/AQHA-6]

Pattern Provided by:
SANDY CURL

ALQHA HEART OF DIXIE CLASSIC

WESTERN RIDING

Show Date: NOVEMBER 14-15, 2026



1. Walk, transition to jog, jog over log.
2. Transition to right.
3. First line change.
4. Second line change.
5. Third line change.
6. Fourth line change.
7. First crossing change.
8. Second crossing change.
9. Third crossing change.
10. Lope over log.
11. Lope, stop and back.

[WR/OP-4]

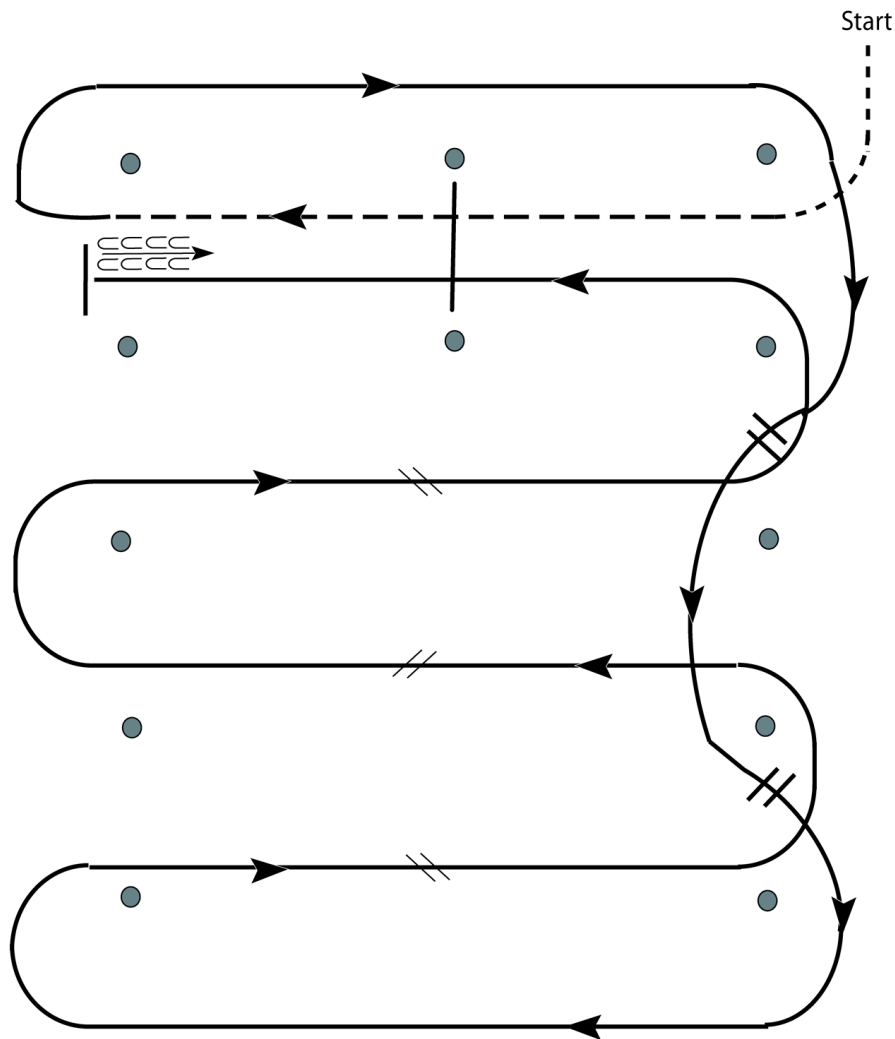
Pattern Provided by:

SANDY CURL

ALQHA HEART OF DIXIE CLASSIC

LVL 1 WESTERN RIDING

Show Date: NOVEMBER 14-15, 2026



1. Walk, transition to jog, jog over log.
2. Transition to right lead and lope around end.
3. First line change.
4. Second line change. Lope around end of arena.
5. First crossing change.
6. Second crossing change.
7. Third crossing change.
8. Lope over log.
9. Lope, stop and back.

[WR/GP-4]

Pattern Provided by:

SANDY CURL

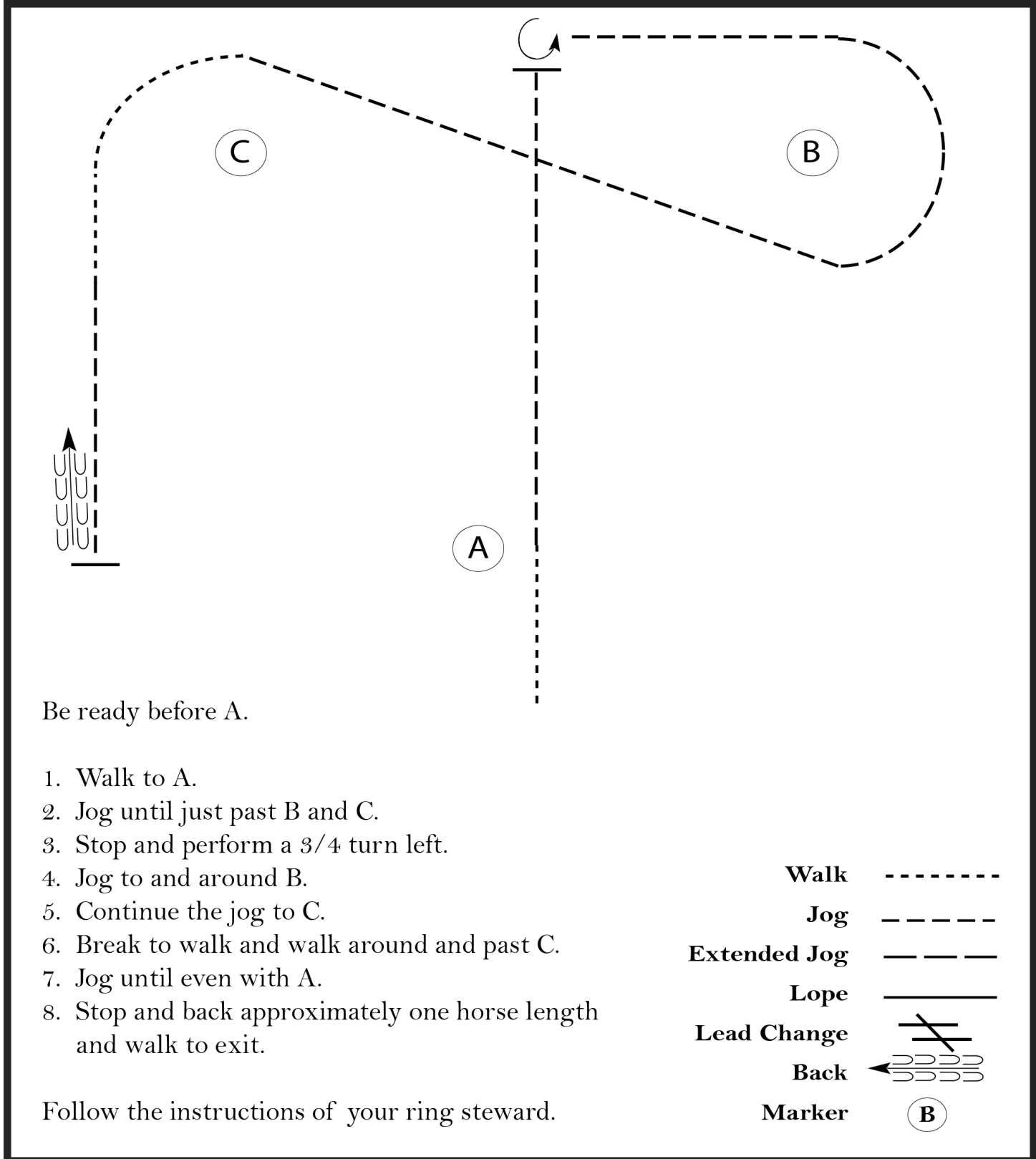
ALPHA HEART OF DIXIE CLASSIC

WT HORSEMANSHIP

Show Date: NOVEMBER 14-15, 2026

w w w . H o r s e S h o w P a t t e r n s . c o m

w w w . H o r s e S h o w P a t t e r n s . c o m



Be ready before A.

1. Walk to A.
2. Jog until just past B and C.
3. Stop and perform a 3/4 turn left.
4. Jog to and around B.
5. Continue the jog to C.
6. Break to walk and walk around and past C.
7. Jog until even with A.
8. Stop and back approximately one horse length and walk to exit.

Walk	-----
Jog	- - - - -
Extended Jog	— — — —
Lope	
Lead Change	⌘
Back	← U U U U
Marker	Ⓚ

Follow the instructions of your ring steward.

[WH/WT-91]

Pattern Provided by:
SANDY CURL

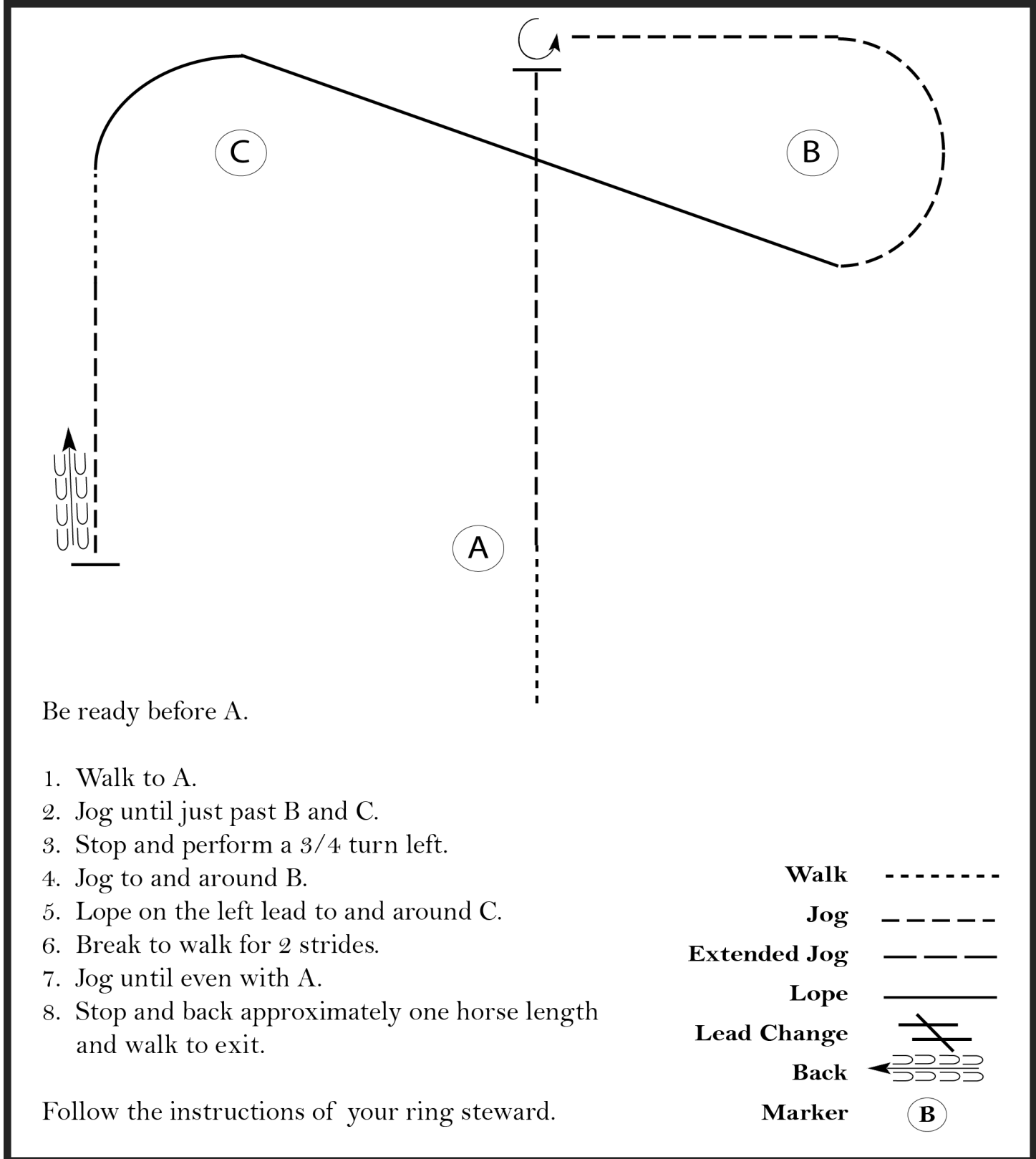
ALPHA HEART OF DIXIE CLASSIC

LVL 1 HORSEMANSHIP

Show Date: NOVEMBER 14-15, 2026

w w w . H o r s e S h o w P a t t e r n s . c o m

w w w . H o r s e S h o w P a t t e r n s . c o m



Be ready before A.

1. Walk to A.
2. Jog until just past B and C.
3. Stop and perform a 3/4 turn left.
4. Jog to and around B.
5. Lope on the left lead to and around C.
6. Break to walk for 2 strides.
7. Jog until even with A.
8. Stop and back approximately one horse length and walk to exit.

Follow the instructions of your ring steward.

Walk	-----
Jog	- - - - -
Extended Jog	- - - - -
Lope	—————
Lead Change	———/———
Back	←←←←←
Marker	ⓑ

[WH/1-91]

Pattern Provided by:
SANDY CURL

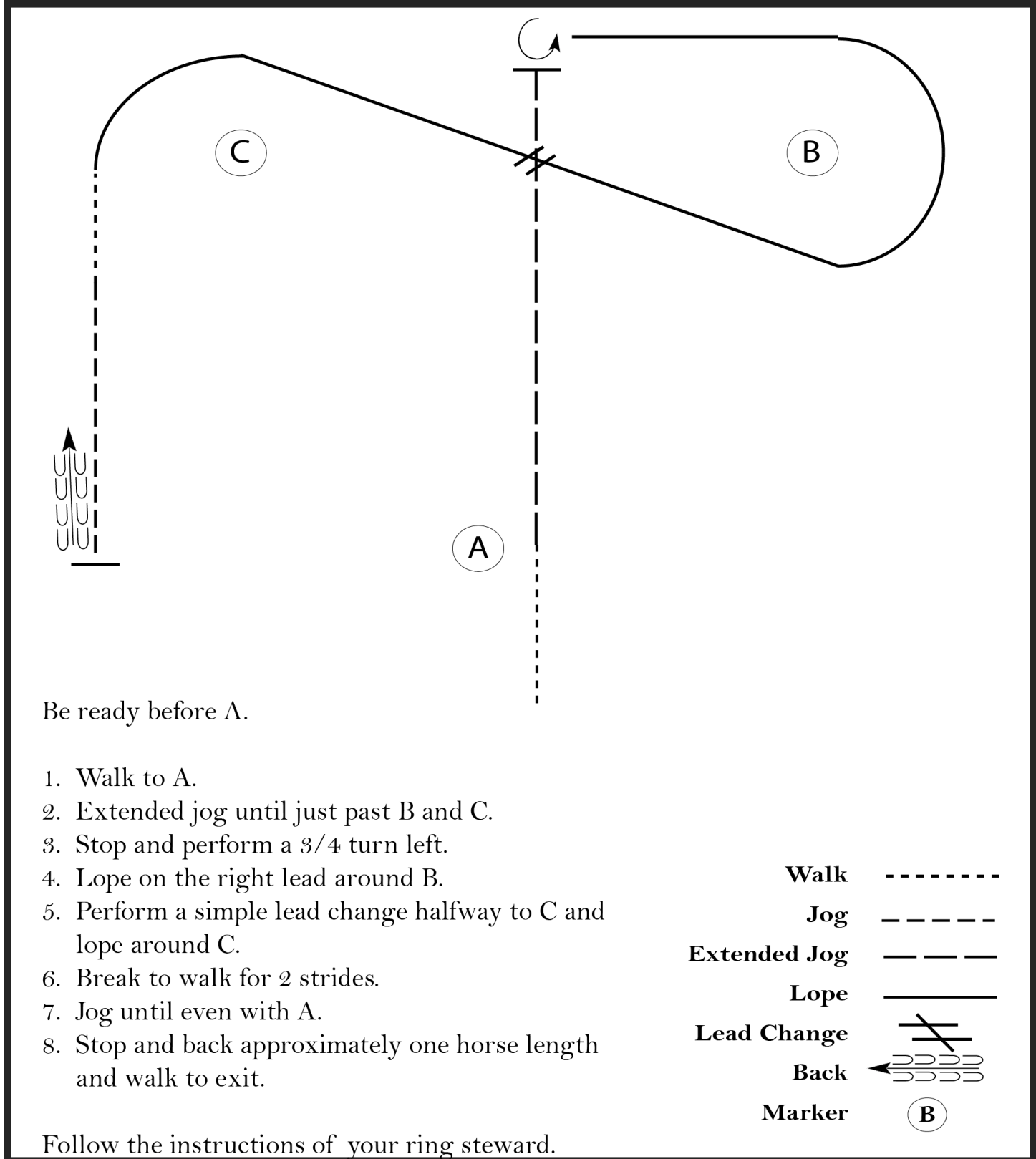
ALQHA HEART OF DIXIE CLASSIC

YTH, AM & SELECT HORSEMANSHIP

Show Date: NOVEMBER 14-15, 2026

www.HorseShowPatterns.com

www.HorseShowPatterns.com



Be ready before A.

1. Walk to A.
2. Extended jog until just past B and C.
3. Stop and perform a 3/4 turn left.
4. Lope on the right lead around B.
5. Perform a simple lead change halfway to C and lope around C.
6. Break to walk for 2 strides.
7. Jog until even with A.
8. Stop and back approximately one horse length and walk to exit.

Walk	-----
Jog	- - - - -
Extended Jog	— — — —
Lope	—————
Lead Change	⌘
Back	←
Marker	(B)

Follow the instructions of your ring steward.

[WH/2-91]

Pattern Provided by:
SANDY CURL

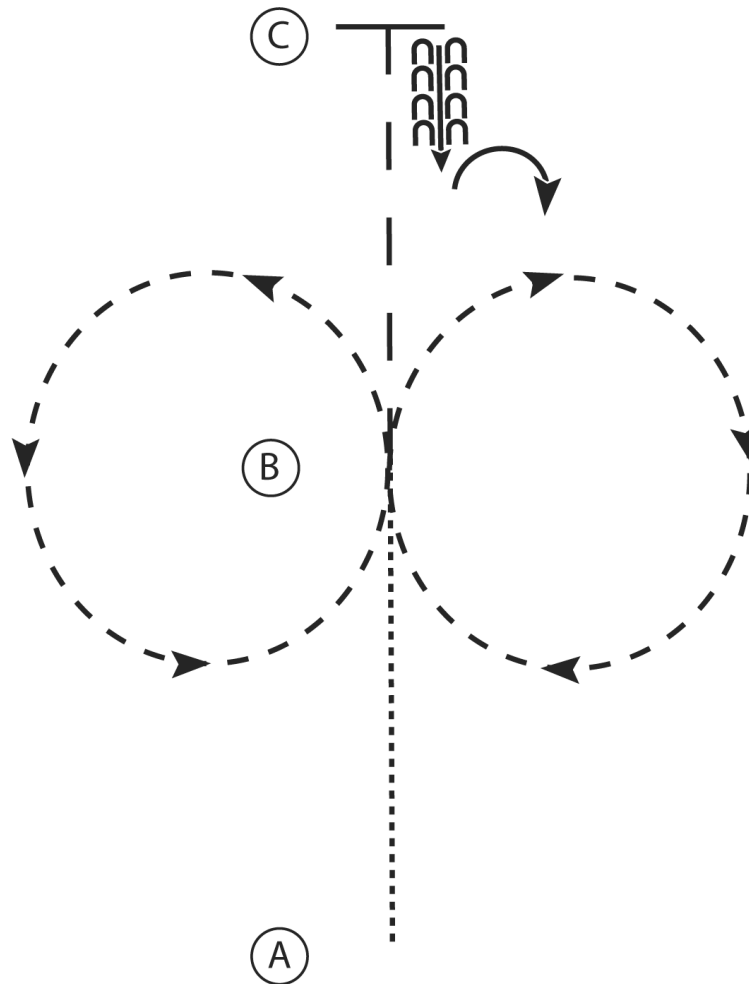
ALPHA HEART OF DIXIE CLASSIC

WT EQUITATION

Show Date: NOVEMBER 14-15, 2026

w w w . H o r s e S h o w P a t t e r n s . c o m

w w w . H o r s e S h o w P a t t e r n s . c o m



1. Walk A to B
2. Sitting trot circle to the right
3. Posting trot circle to the left
4. At B extend the trot to C
5. Stop at C and back 4 steps
6. Perform a 90 degree turn to the right

Walk
Trot	-----
Extended Trot	-----
Canter	—————
Leg Yield	
Lead Change	↘
Back	←←←←
Marker	(B)
Sidepass	←-----→

[HSE/WT-1]

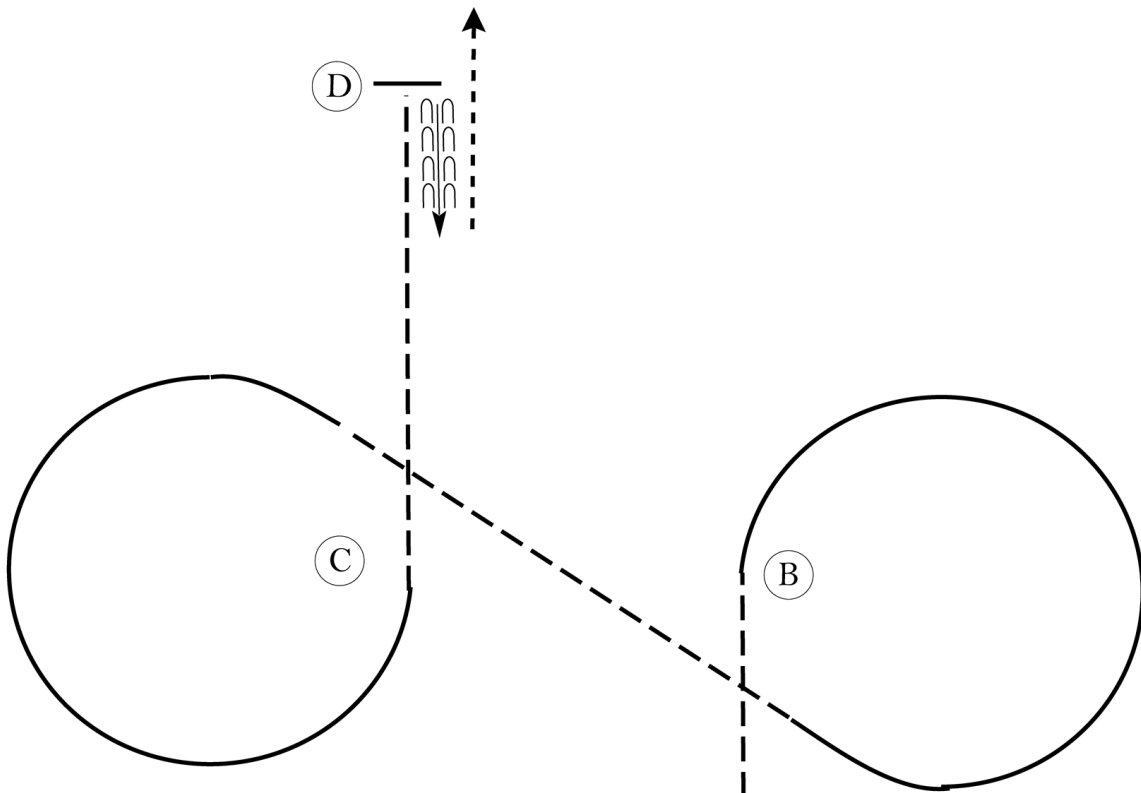
Pattern Provided by:

SANDY CURL

ALQHA HEART OF DIXIE CLASSIC

LVL 1 EQUITATION

Show Date: NOVEMBER 14-15, 2026



Be ready before A.

1. Walk to A.
2. Posting trot on the left diagonal to B.
3. At B, canter a circle to the right.
4. When even with B, sitting trot to C.
5. At C, canter a circle to the left.
6. Posting trot on the right diagonal from C to D.
7. Stop at D and back approximately one horse length.

Exit at a walk.

Follow the instructions of your ring steward.

Walk	-----
Trot	- - - - -
Extended Trot	-----
Canter	-----
Leg Yield	
Lead Change	↙ ↘
Back	← ← ← ← ←
Marker	⊙
Sidepass	← - - - - →
Hand Gallop	-----

[HSE/1-41]

Pattern Provided by:

SANDY CURL

w w w . H o r s e S h o w P a t t e r n s . c o m

w w w . H o r s e S h o w P a t t e r n s . c o m

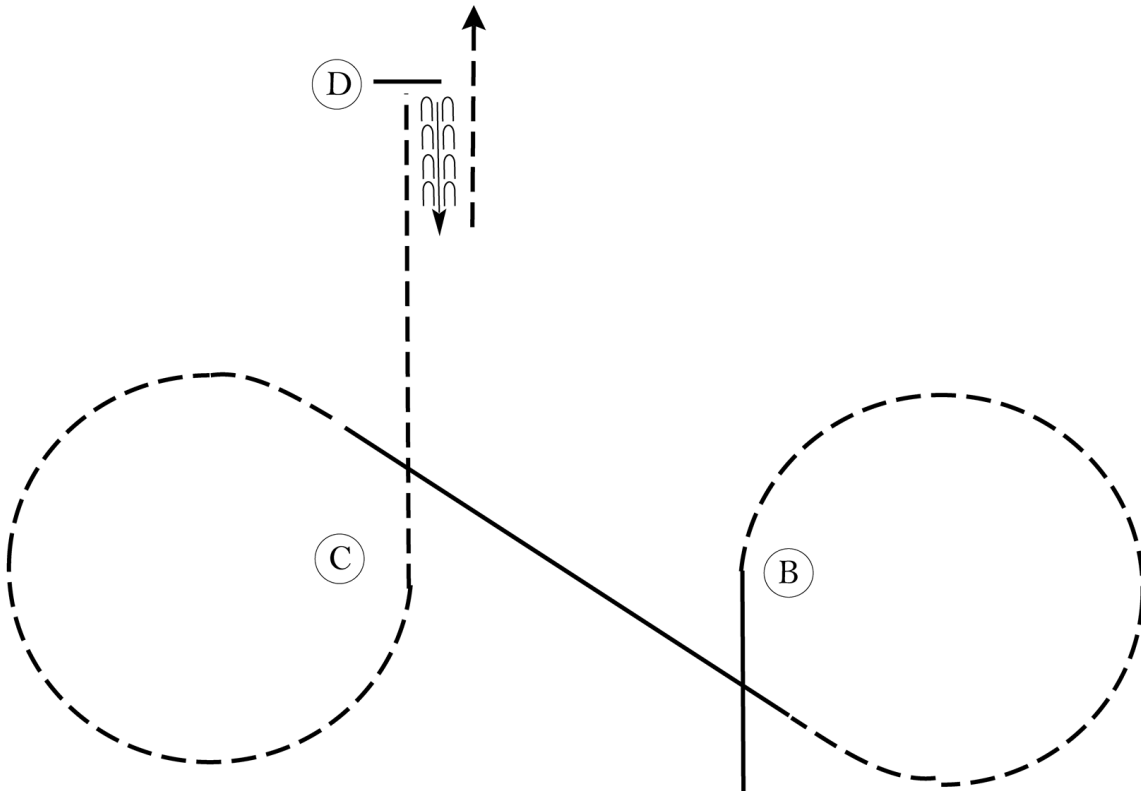
ALQHA HEART OF DIXIE CLASSIC

YTH, AM & SELECT EQUITATION

Show Date: NOVEMBER 14-15, 2026

www.HorseShowPatterns.com

www.HorseShowPatterns.com



Be ready before A.

1. Walk to A.
2. Canter on the right lead to B.
3. Posting trot a circle to the right on the left diagonal.
4. When even with B, canter on the left lead to C.
5. At C, posting trot a circle to the left on the right diagonal.
6. Sitting trot from C to D.
7. Stop at D and back approximately one horse length.

Exit at a sitting trot.

Follow the instructions of your ring steward.

Walk	-----
Trot	- - - - -
Extended Trot	-----
Canter	—————
Leg Yield	
Lead Change	↙ ↘
Back	← ← ← ← ←
Marker	⊙
Sidepass	← — — — — →
Hand Gallop	-----

[HSE/2-41]

Pattern Provided by:

SANDY CURL

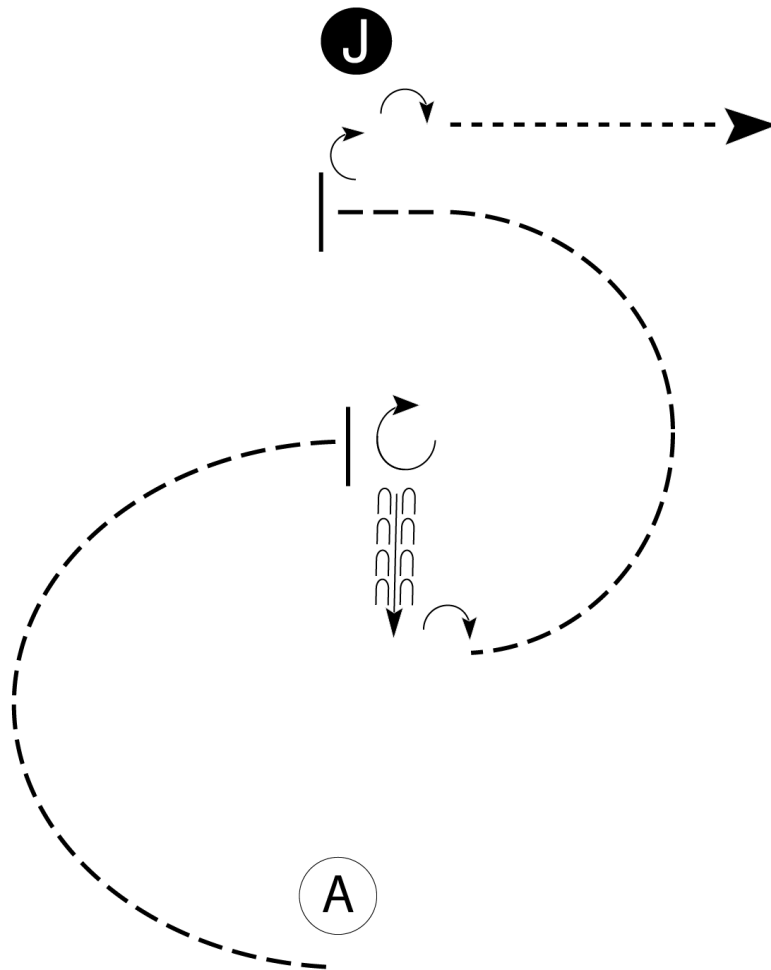
ALQHA HEART OF DIXIE CLASSIC

LVL 1 SHOWMANSHIP

Show Date: NOVEMBER 14-15, 2026

w w w . H o r s e S h o w P a t t e r n s . c o m

w w w . H o r s e S h o w P a t t e r n s . c o m



Be ready at A.

1. Trot a half circle to center of pattern.
2. Stop and perform a 3/4 turn.
3. Back one horse length.
4. Perform a 1/4 turn.
5. Trot a half circle.
6. Perform a 1/4 turn and set up for inspection.
7. When dismissed, perform a 1/4 turn.
8. Walk to exit.

Follow the instructions of your ring steward.

Walk	-----
Trot	—————
Back	← ⇐⇐⇐⇐⇐ ⇐⇐⇐⇐⇐
Marker	ⓑ
Judge	ⓐ

[S/1-86]

Pattern Provided by:

SANDY CURL

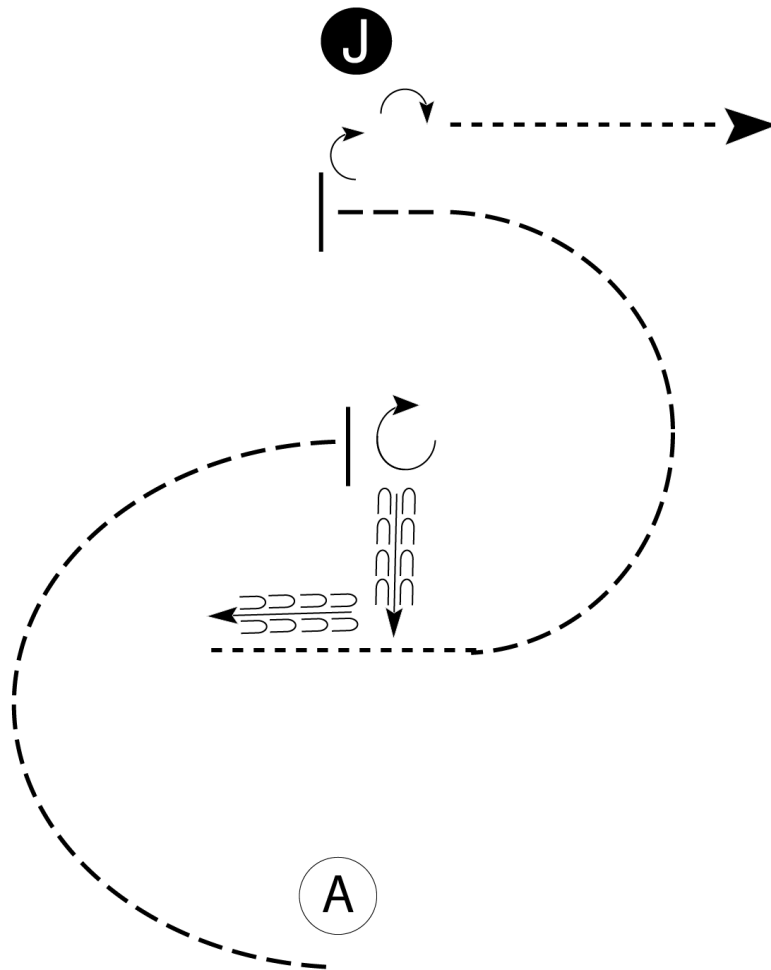
ALQHA HEART OF DIXIE CLASSIC

YTH, AM & SELECT SHOWMANSHIP

Show Date: NOVEMBER 14-15, 2026

w w w . H o r s e S h o w P a t t e r n s . c o m

w w w . H o r s e S h o w P a t t e r n s . c o m



Be ready at A.

1. Trot a half circle to center of pattern.
2. Stop and perform a 3/4 turn.
3. Back a square corner.
4. Walk 2-3 horse lengths.
5. Trot a half circle.
6. Perform a 1/4 turn and set up for inspection.
7. When dismissed, perform a 1/4 turn.
8. Walk to exit.

Follow the instructions of your ring steward.

Walk	-----
Trot	- - - - -
Back	← ⊞ ⊞ ⊞ ⊞
Marker	⊞
Judge	⊚

[S/2-86]

Pattern Provided by:

SANDY CURL

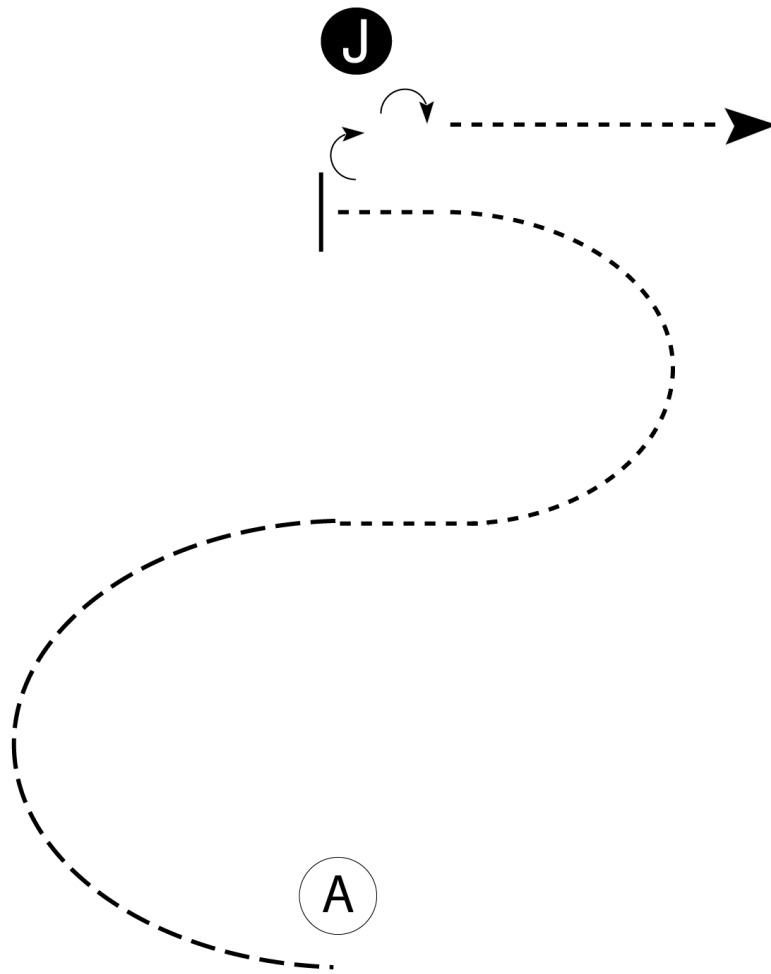
ALQHA HEART OF DIXIE CLASSIC

SMALL FRY SHOWMANSHIP

Show Date: NOVEMBER 14-15, 2026

w w w . H o r s e S h o w P a t t e r n s . c o m

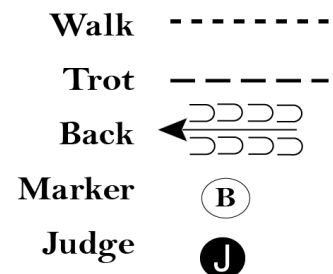
w w w . H o r s e S h o w P a t t e r n s . c o m



Be ready at A.

1. Trot a half circle to center of pattern.
2. Break to a walk and walk a half circle.
3. Stop, perform a 1/4 turn, and set up for inspection.
4. When dismissed, perform a 1/4 turn.
5. Walk to exit.

Follow the instructions of your ring steward.



[S/WT-86]

Pattern Provided by:

SANDY CURL