

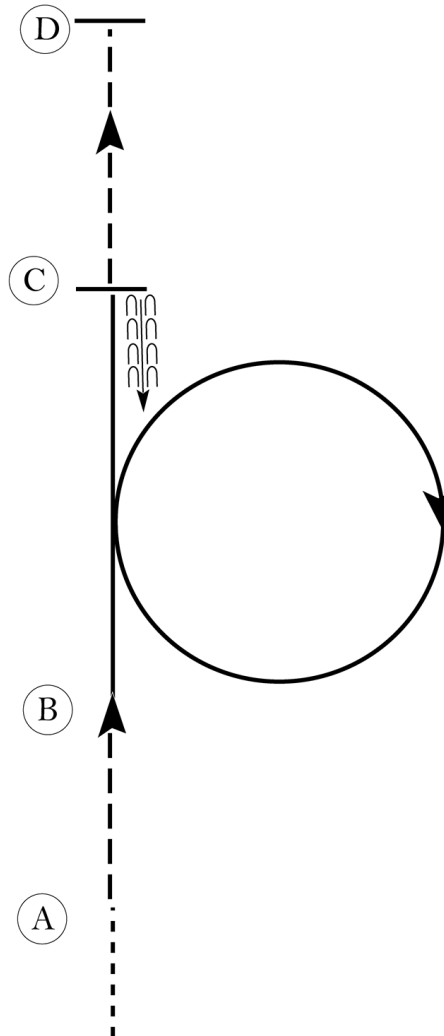
ALQHA Summer Palooza

All Breed, LVL1, Youth, AM Equitation

Show Date: 07/31 - 08/1 2026

www.HorseShowPatterns.com

www.HorseShowPatterns.com



Be ready before A.

1. Walk to A.
2. Sitting trot from A to B.
3. Right lead canter at B. Circle to the right and continue to canter to C.
4. Stop at C and back one horse length.
5. Posting trot on the right diagonal to D.
6. Stop at D.

When dismissed, follow the instructions of your ring steward.

Walk	-----
Trot	- - - - -
Extended Trot	— — — — —
Canter	— — — — —
Leg Yield	
Lead Change	— / —
Back	← ← ← ← ←
Marker	(B)
Sidepass	← — — — — ←
Hand Gallop	— — — — —

[HSE/2-35]

Pattern Provided by:

Shannon Curl-Holbin

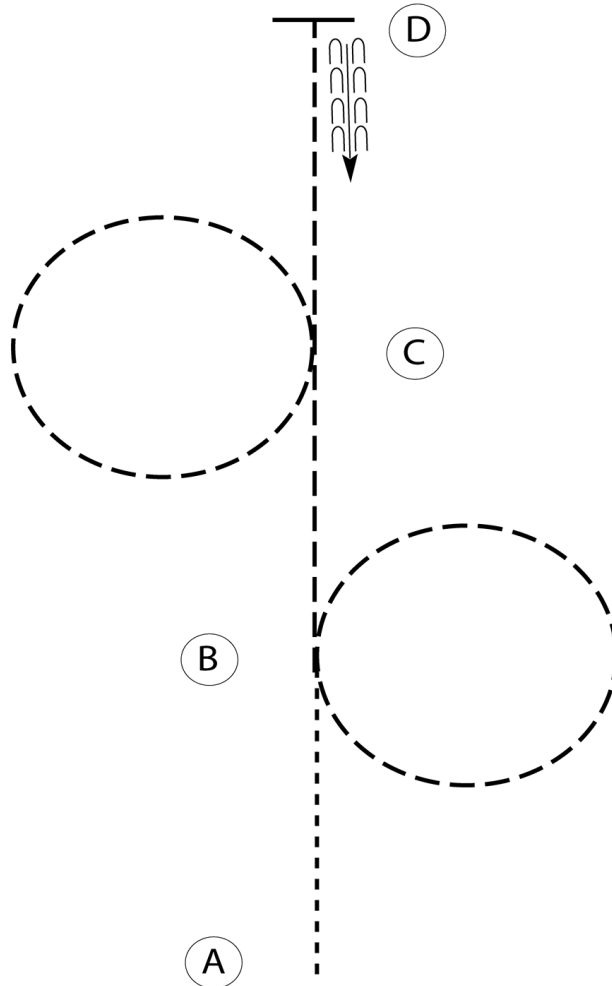
ALQHA Summer Palooza

Small Fry, ALL W/T Equitation

Show Date: 07/31 - 08/1 2026

w w w . H o r s e S h o w P a t t e r n s . c o m

w w w . H o r s e S h o w P a t t e r n s . c o m



Be ready at A.

1. Walk from A to B.
2. At B, posting trot circle to the right on proper diagonal.
3. Continue posting trot to C.
4. Change diagonals at C and perform a posting trot circle to the left on the proper diagonal.
5. After returning to C, sitting trot from C to D.
6. At D, stop and back approximately one horse length.

Walk	-----
Trot	- - - - -
Extended Trot	— — — — —
Canter	—————
Leg Yield	
Lead Change	↙ ↘
Back	← ← ← ← ←
Marker	(B)
Sidepass	← — — — — →
Hand Gallop	— — — — —

[HSE/WT-29]

Pattern Provided by:

Shannon Curl-Holbin

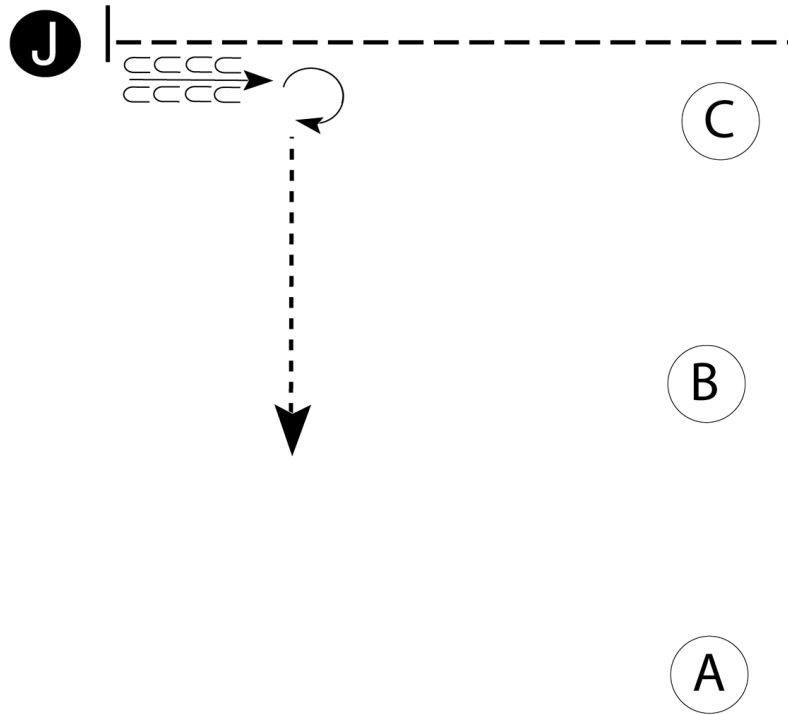
ALQHA Summer Palooza

ALL Showmanship

Show Date: 07/31 - 08/1 2026

w w w . H o r s e S h o w P a t t e r n s . c o m

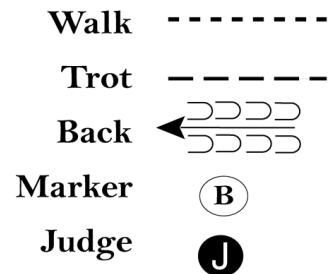
w w w . H o r s e S h o w P a t t e r n s . c o m



Be ready at A.

1. Walk to B.
2. Trot to C.
3. Trot a square corner around C.
4. Trot to the judge, stop and set up for inspection.
5. When dismissed back approximately one horse length.
6. Perform a 270 degree turn and walk straight away.

Follow the instructions of your ring steward.



[S/2-39]

Pattern Provided by:

Shannon Curl-Holbin

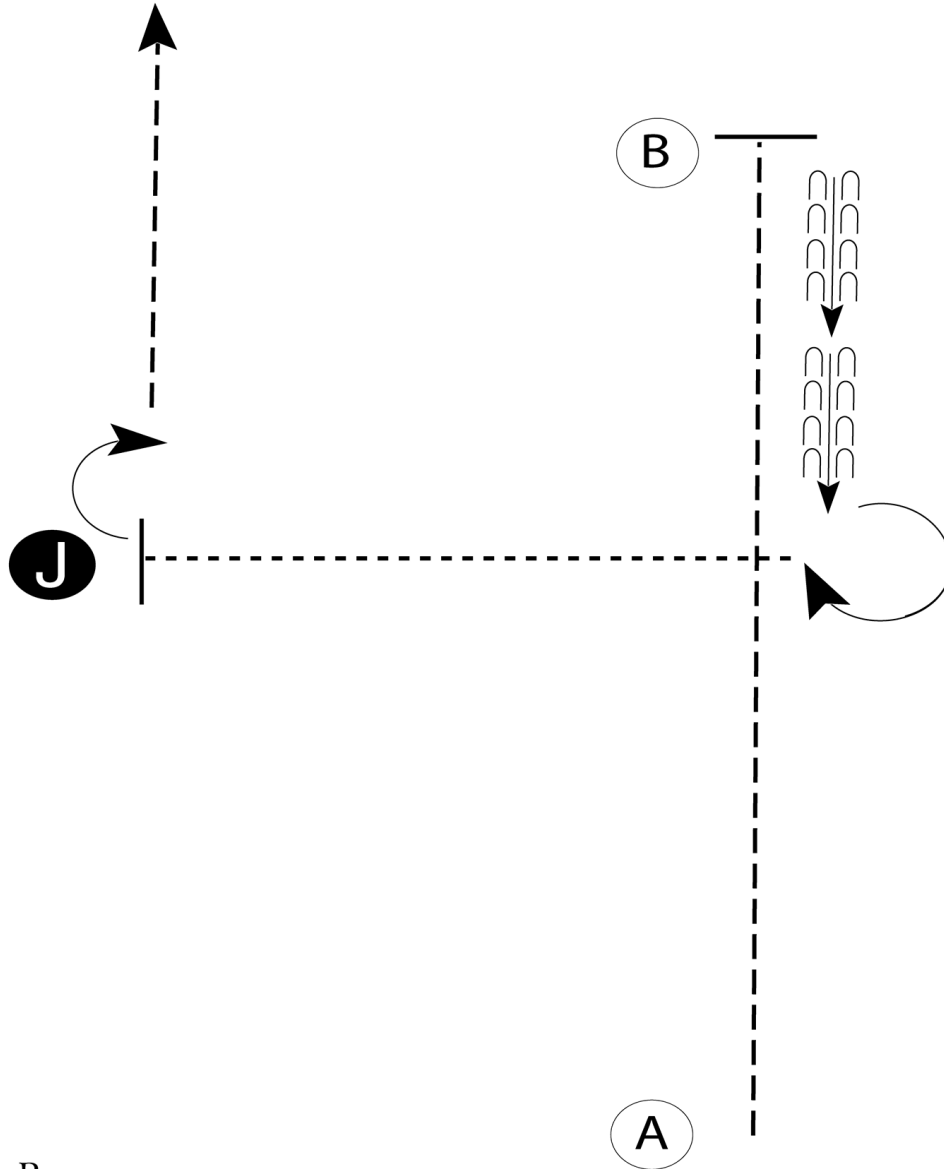
ALQHA Summer Palooza

Small Fry Showmanship

Show Date: 07/31 - 08/1 2026

w w w . H o r s e S h o w P a t t e r n s . c o m

w w w . H o r s e S h o w P a t t e r n s . c o m



1. Trot A to B.
2. Stop at B.
3. Back halfway to A.
4. Perform a 270 degree turn .
5. Walk to the judge, stop and set up for inspection.
6. When dismissed, perform a 90 degree turn and trot away from judge.

Walk -----
Trot - - - - -
Back ← C C C C
Marker (B)
Judge (J)

Follow the instructions of your ring steward.

[SWT-1]

Pattern Provided by:

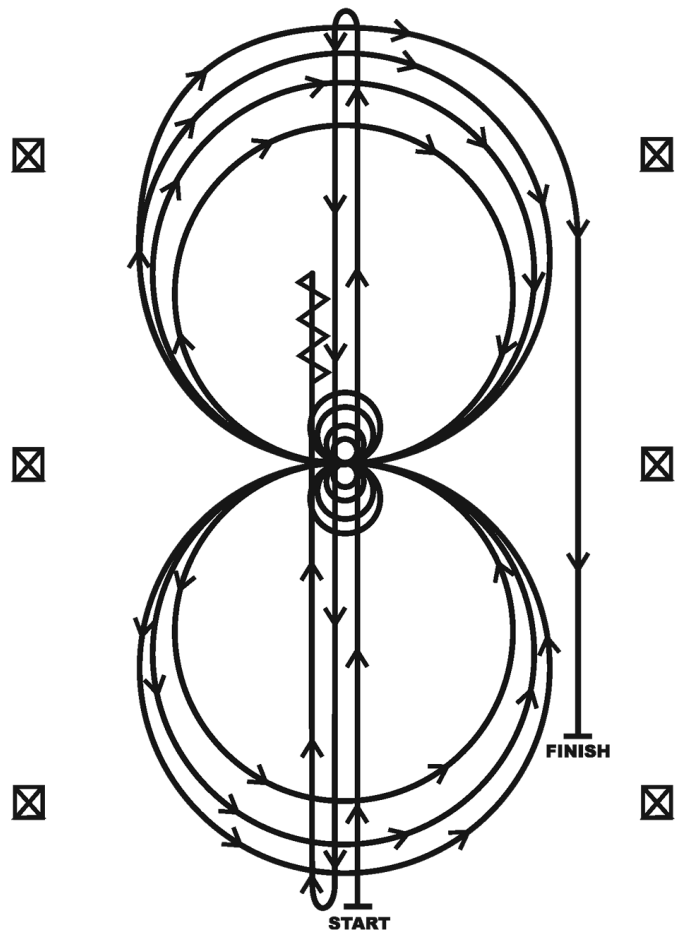
Shannon Curl-Holbin

ALQHA Summer Palooza

ALL Reining

Show Date: 07/31 - 08/1 2026

REINING PATTERN 7



1. Run at speed to the far end of the arena past the end marker and do a left rollback—no hesitation.
2. Run to the opposite end of the arena past the end marker and do a right rollback—no hesitation.
3. Run past the center marker and do a sliding stop. Back up to the center of the arena or at least ten feet (three meters). Hesitate.
4. Complete four spins to the right. Hesitate.
5. Complete four and one-quarter spins to the left so that horse is facing left wall or fence. Hesitate.
6. Beginning on the right lead, complete three circles to the right: the first two circles large fast; the third circle small and slow. Change leads at the center of the arena.
7. Complete three circles to the left: the first two circles large fast; the third circle small and slow. Change leads at the center of the arena.
8. Begin a large circle to the right but do not close this circle. Run straight down the right side of the arena past the center marker and do a sliding stop at least twenty feet (six meters) from the wall or fence. Hesitate to demonstrate completion of the pattern.

[R/AQHAP-7]

Pattern Provided by:

Shannon Curl-Holbin

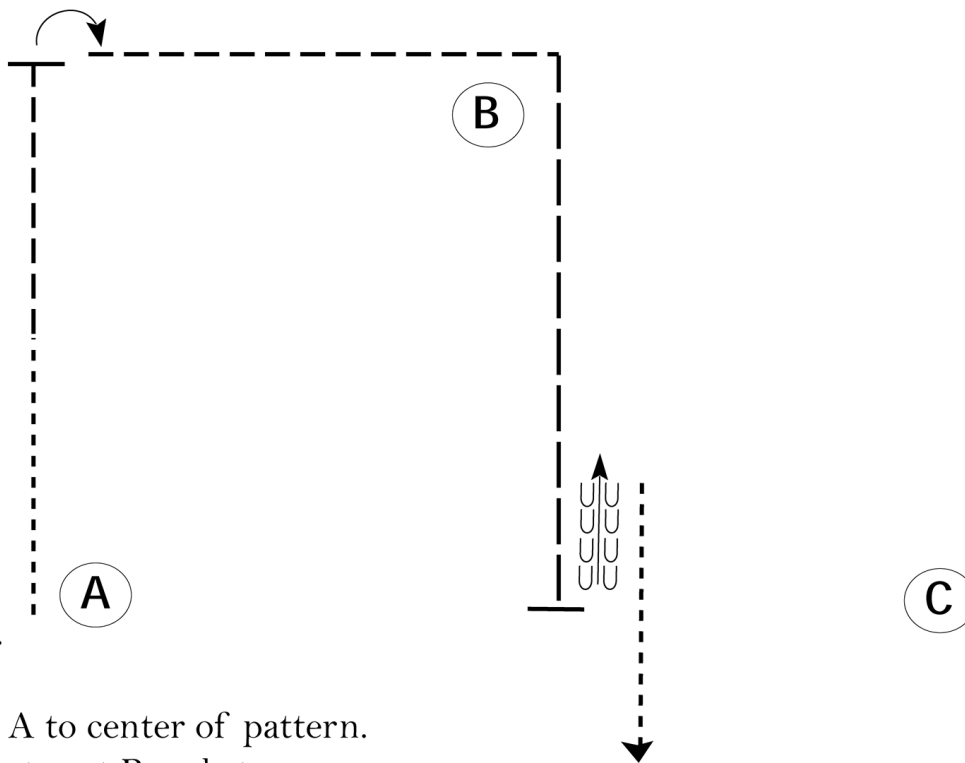
ALQHA Summer Palooza

ALL W/T, Small Fry Horsemanship

Show Date: 07/31 - 08/1 2026

w w w . H o r s e S h o w P a t t e r n s . c o m

w w w . H o r s e S h o w P a t t e r n s . c o m



Be ready at A.

1. Walk from A to center of pattern.
2. Jog until just past B and stop.
3. Turn 1/4 turn to the right.
4. Jog to and around B.
5. Extended jog until even with A and C.
6. Stop and back approximately one horse length.
7. Walk off straight past C.

Pattern is over once you pass C at the walk.

Follow the directions of your ring steward.

Walk
Jog	-----
Extended Jog	- - - - -
Lope	—————
Lead Change	↘
Back	← — — — —
Marker	ⓑ

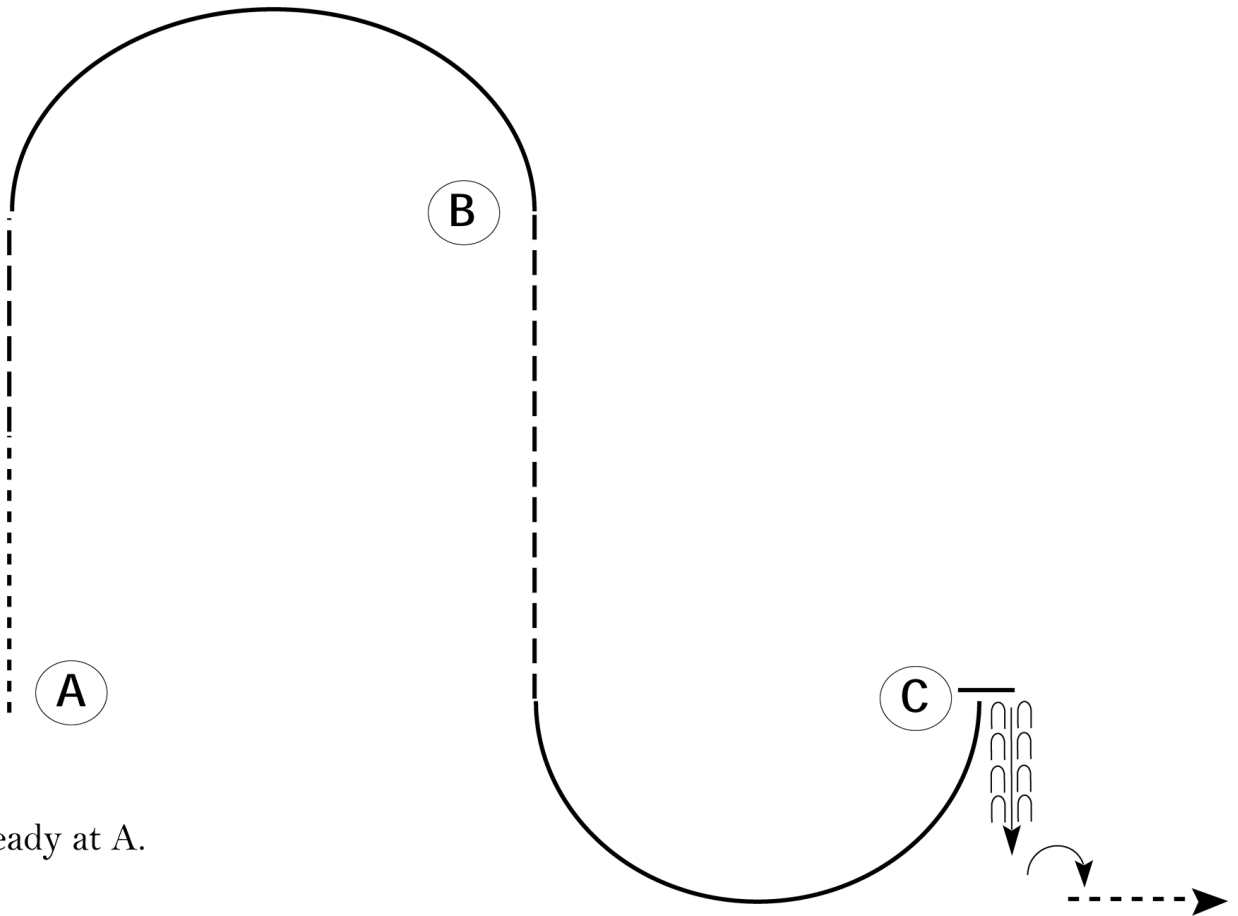
[WH/WT-81]

Pattern Provided by:
Shannon Curl-Holbin

ALQHA Summer Palooza

All Breed, LVL 1, Youth, AM Horsemanship

Show Date: 07/31 - 08/1 2026



Be ready at A.

1. Walk from A to center of pattern.
2. Jog until even with B.
3. Lope a half circle on the right lead to B.
4. Jog from B until even with C.
5. Lope a half circle on the left lead to C.
6. Stop at C and back approximately one horse length.
7. Perform a 1/4 turn right and walk off.

Follow the directions of your ring steward.

Walk
Jog	-----
Extended Jog	- - - - -
Lope	—————
Lead Change	///
Back	←————
Marker	ⓑ

[WH/1-80]

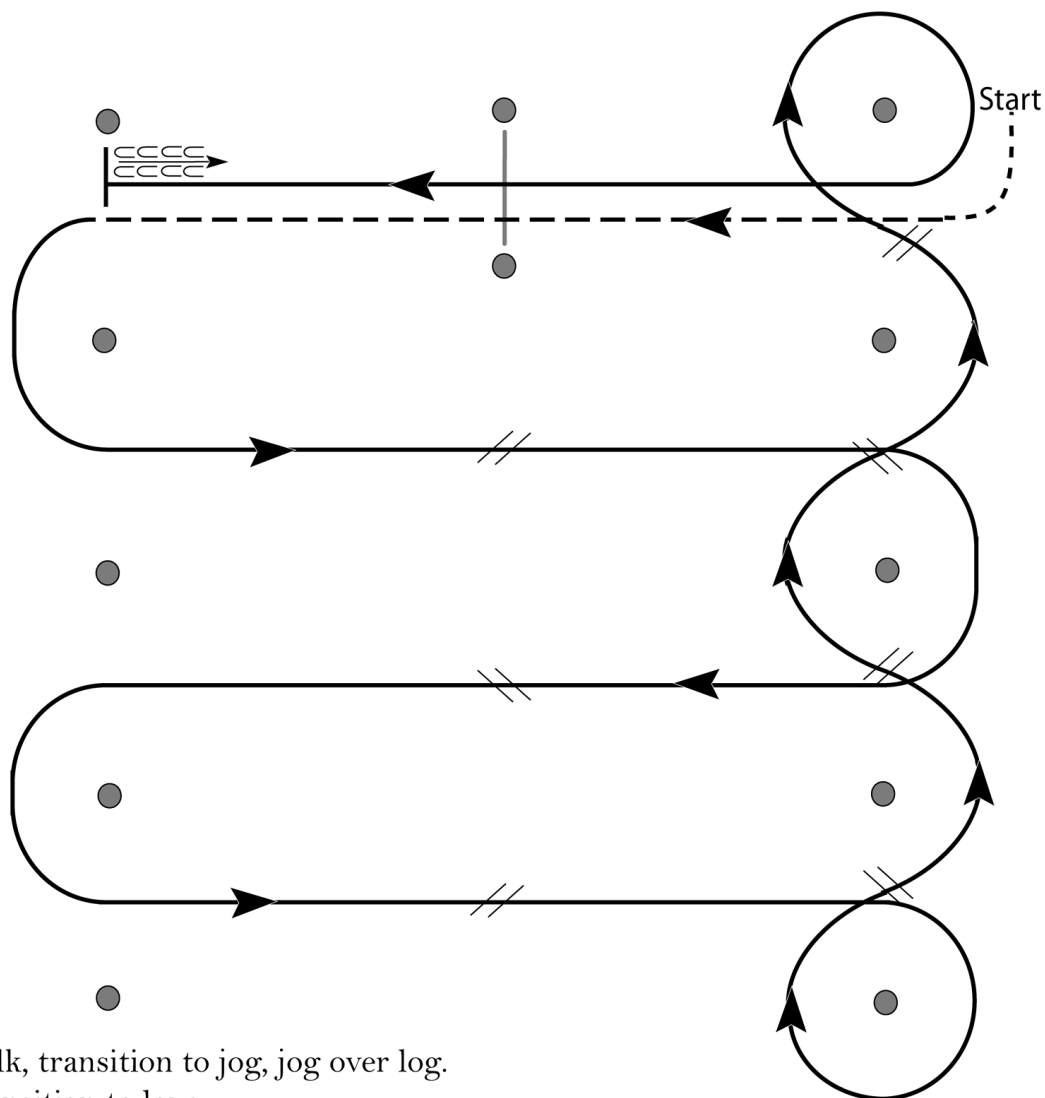
Pattern Provided by:

Shannon Curl-Holbin

ALQHA Summer Palooza

Youth, AM, All Age Western Riding

Show Date: 07/31 - 08/1 2026



1. Walk, transition to jog, jog over log.
2. Transition to lope.
3. First crossing change.
4. Second crossing change.
5. Third crossing change.
6. Circle and first line change.
7. Second line change.
8. Third line change.
9. Fourth line change and circle.
10. Lope log.
11. Lope, stop and back.

[WR/OP-2]

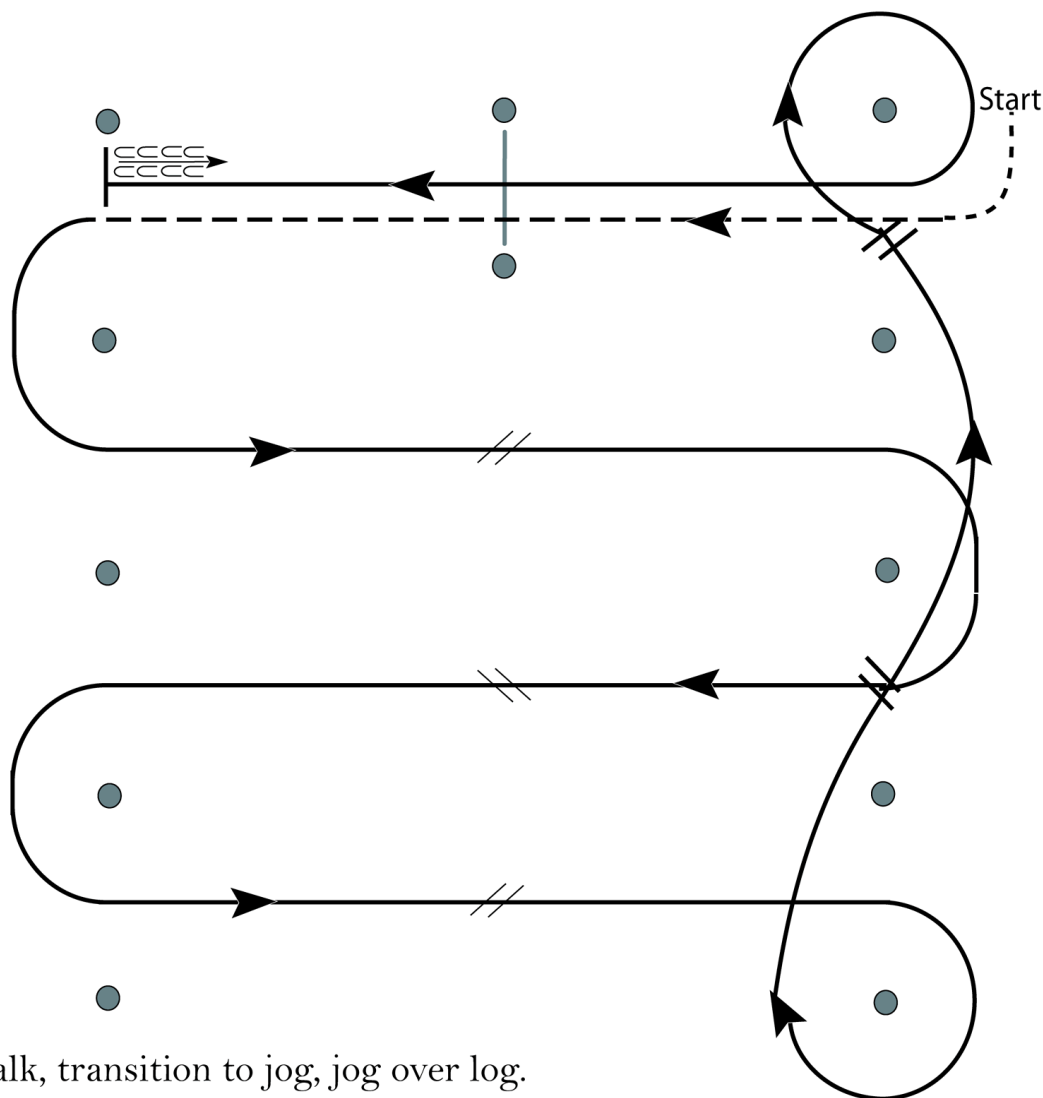
Pattern Provided by:

Shannon Curl-Holbin

ALQHA Summer Palooza

ALL LVL 1 Western Riding

Show Date: 07/31 - 08/1 2026



1. Walk, transition to jog, jog over log.
2. Transition to left lead lope.
3. First crossing change.
4. Second crossing change.
5. Third crossing change.
6. Circle and first line change.
7. Second line change and circle.
8. Lope log.
9. Stop and back.

[WR/GP-2]

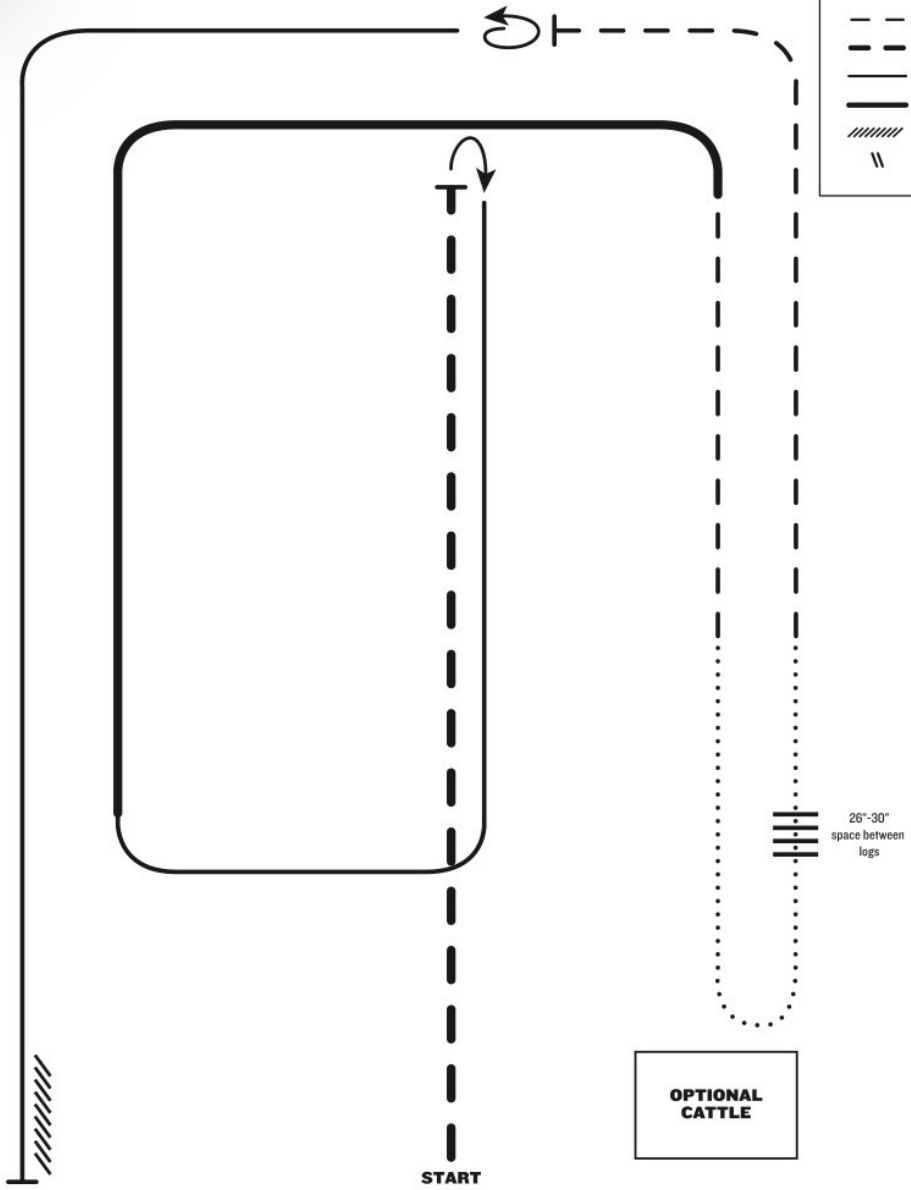
Pattern Provided by:

Shannon Curl-Holbin

RIDING - PATTERN 15

LEGEND

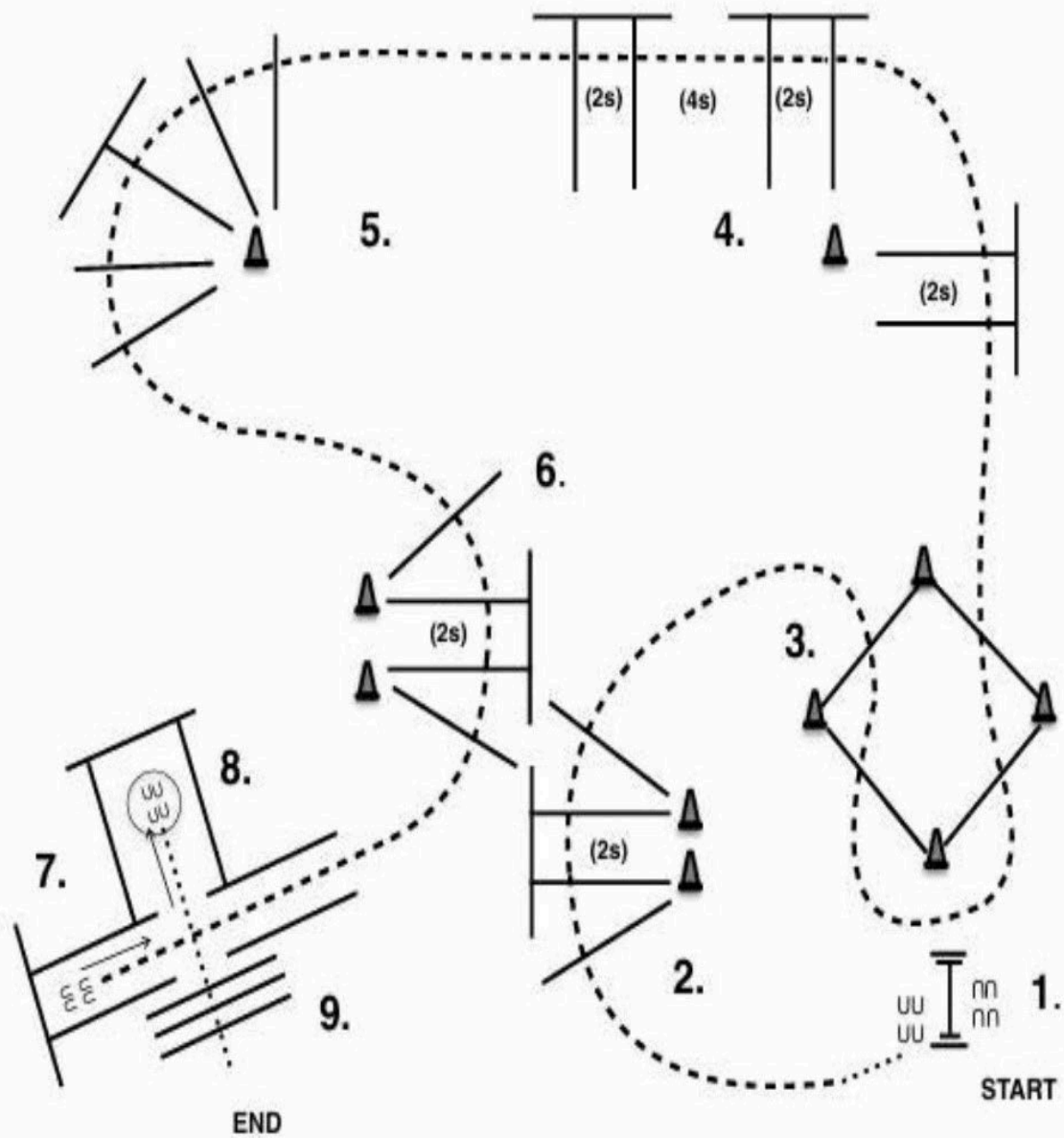
.....	Walk
.....	Extended Walk
- - - -	Trot
- - - -	Extended Trot
— — — —	Lope
— — — —	Extended Lope
//////	Back
\\	Lead Change



1. Extended trot
2. Stop, rollback right
3. Lope right lead
4. Extended lope right lead
5. Trot
6. Walk
7. Walk over logs
8. Walk
9. Trot
10. Stop, 360° turn left
11. Lope left lead
12. Stop and back

Note: The drawn description of this pattern is only intended for the general depiction of the pattern. Exhibitors should utilize the arena space to best exhibit their horses.

Small Fry, L1 Am W/T, L1 Youth W/T TRAIL

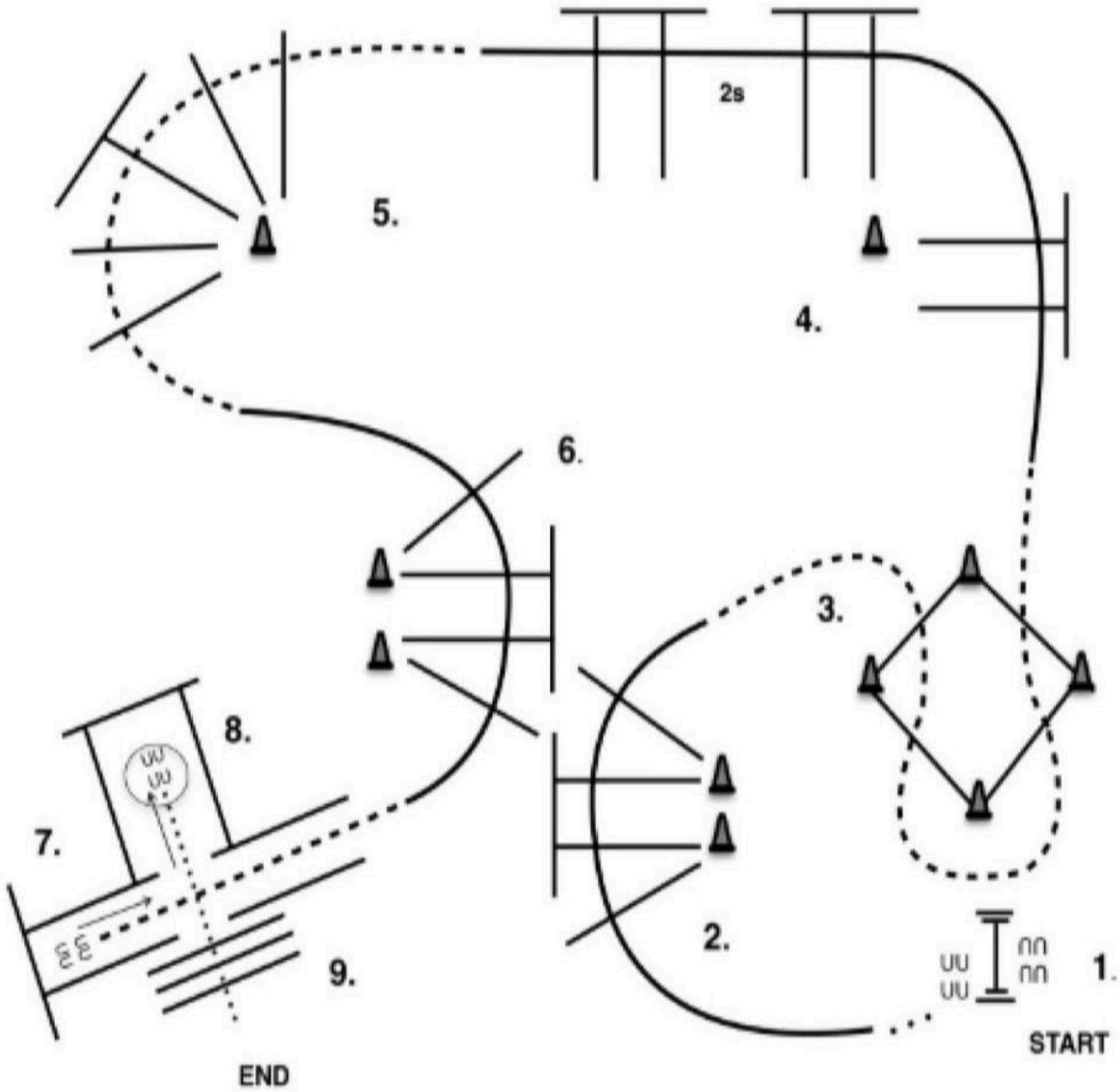


1. Work Left Hand Gate.
2. You may walk forward. Jog over poles.
3. Jog over poles as shown.
4. Jog over poles.
5. Jog over poles.
6. Jog over poles. Jog into Chute.
7. Back into Box.
8. Execute a 360° turn either direction.
9. Walk out over poles to End Pattern.

WALK
JOG	-----
LOPE	————

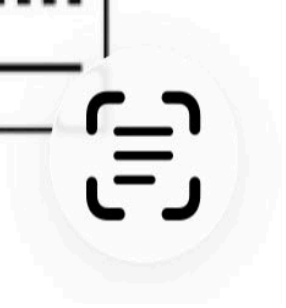


ALL TRAIL (Except W/T)



1. Work Left Hand Gate.
2. You may walk forward. Lope Right Lead over poles.
3. Jog over poles as shown.
4. Lope Left Lead over poles.
5. Jog over poles.
6. Lope Right Lead over poles. Jog into Chute.
7. Back into Box.
8. Execute a 360° turn either direction.
9. Walk out over poles to End Pattern.

WALK
JOG	-----
LOPE	—————



Summer Palooza

Ranch Trail

August 1st -2nd

