

Sm Fr-
Walk trot
trot where there is
a Lope.

Summer Sizzler

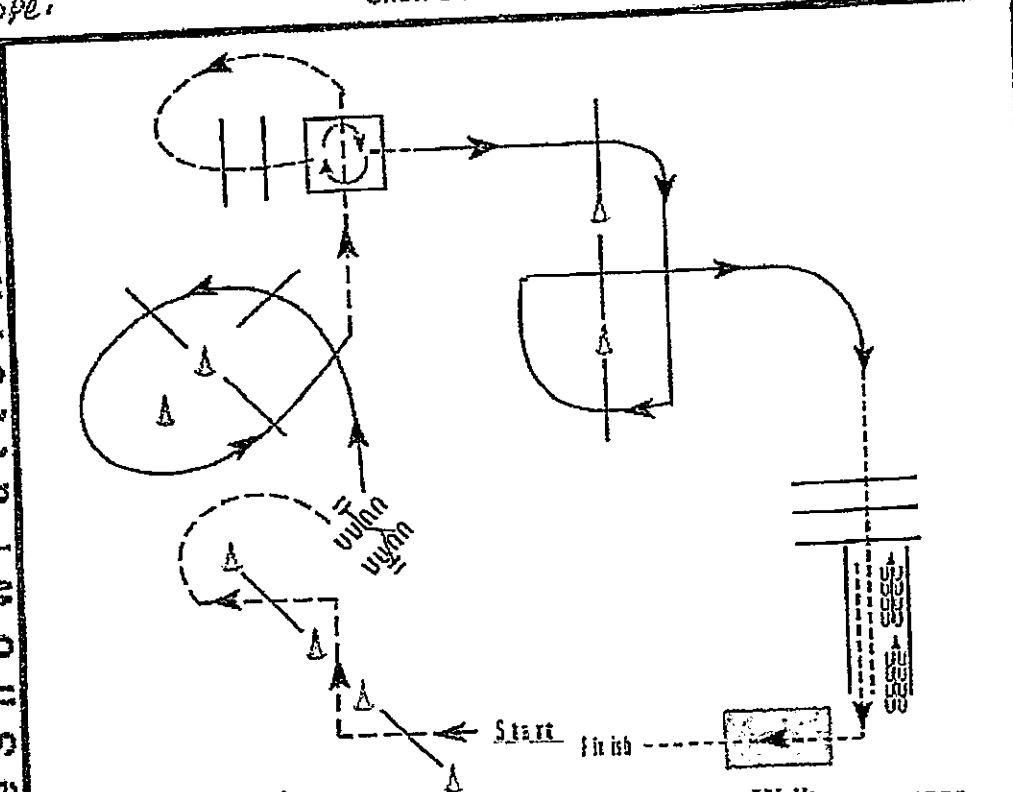
trail (all except walk)

No Gate
SM Fr-)

Show Date: 05-27-2024

WWW.HORSESHOWPATTERNS.COM

WWW.HORSESHOWPATTERNS.COM



1. Jog over poles as shown.
2. Work gate with left hand.
3. Lope on left lead over poles.
4. Jog thru box, over poles and into box.
5. Turn 180 degrees to the right and walk out.
6. Lope on right lead over poles.
7. Walk over poles and into chute; back the chute.
8. Walk out of chute and over bridge to finish.

Walk	-----
Jog	- - - - -
Extended Jog	-----
Lope	-----
Leg Yield	
Lead Change	↘
Back	←←←←←
Marker	(B)
Sidepass	↔

[T/2-37]

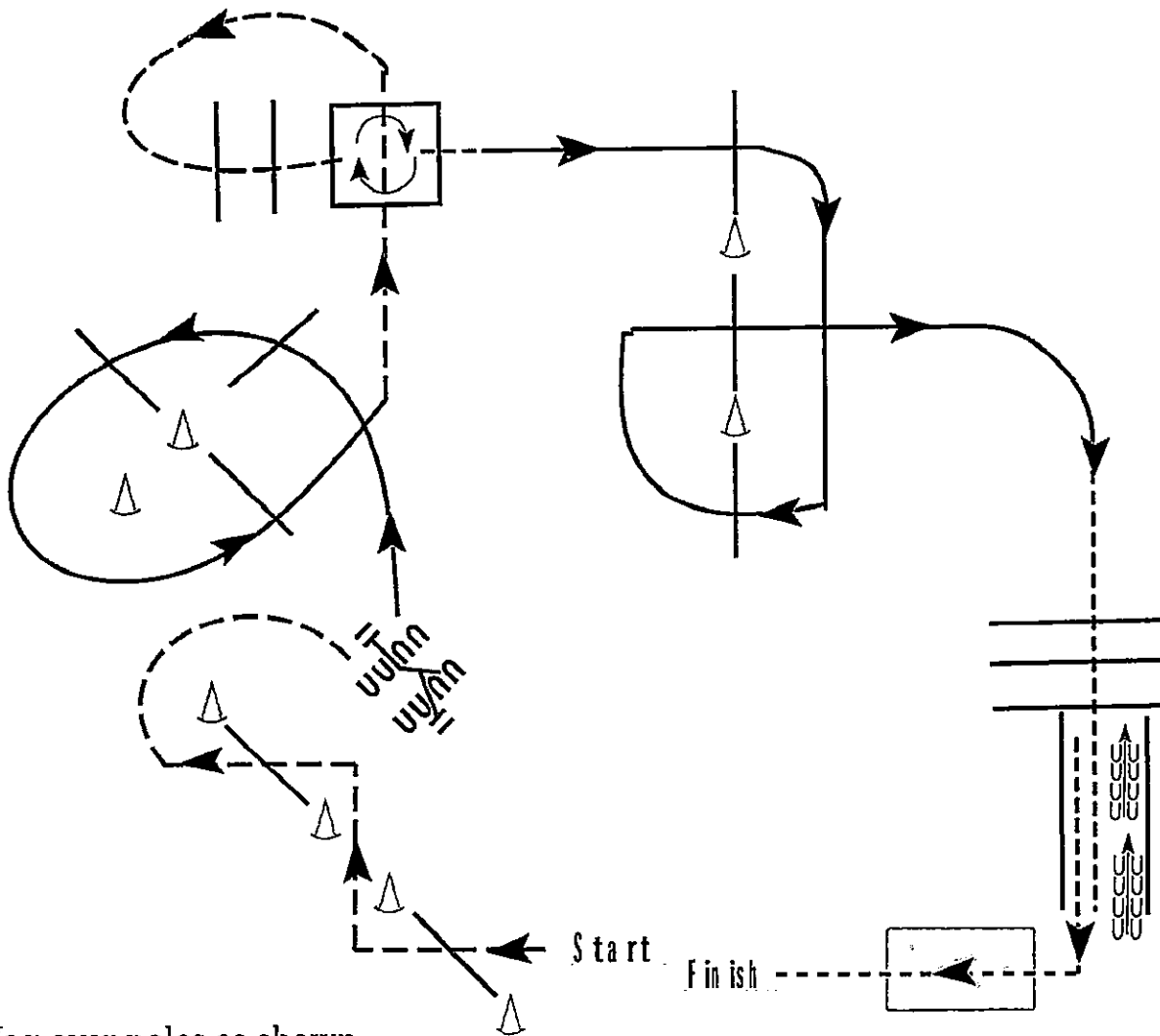
Pattern Provided by:
judges

©2014 Horse Show Patterns, Inc. All Rights Reserved

Summer Sizzler

trail (all except walk trot)

Show Date: 05-27-2024



1. Jog over poles as shown.
2. Work gate with left hand.
3. Lope on left lead over poles.
4. Jog thru box, over poles and into box.
5. Turn 360 degrees to the right and walk out.
6. Lope on right lead over poles.
7. Walk over poles and into chute; back the chute.
8. Walk out of chute and over bridge to finish.

Walk	-----
Jog	-----
Extended Jog	-----
Lope	-----
Leg Yield	
Lead Change	---/---
Back	←←←←←
Marker	Ⓚ
Sidepass	←-----→

www.horsetrainers.com

www.horsetrainers.com

Pattern Provided by:

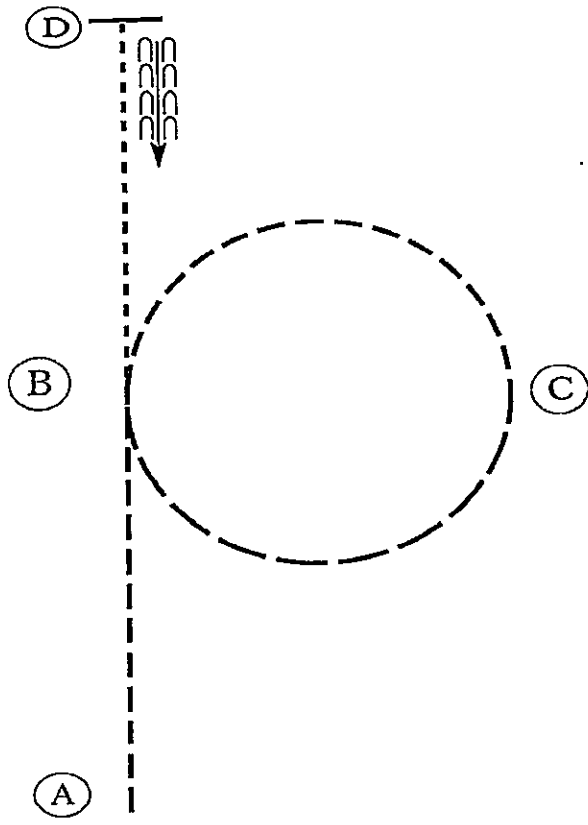
Summer Sizzler

horsemanship (small fry / level one walk trot)

Show Date: 05-27-2024

W W W . H O R S E S H O W P A T T E R N S . C O M

W W W . H O R S E S H O W P A T T E R N S . C O M



Be ready at A.

1. Jog to B.
2. Continue the jog in a half circle to C.
3. Extend the jog from C to B.
4. Walk from B to D.
5. Stop at D and back approximately one horse length.

Follow the instructions of your ring steward.

Walk	-----
Jog	- - - - -
Extended Jog	— — — — —
Lope	—————
Leg Yield	
Lead Change	— / —
Back	←←←←←
Marker	⊙ B
Sidepass	←-----→

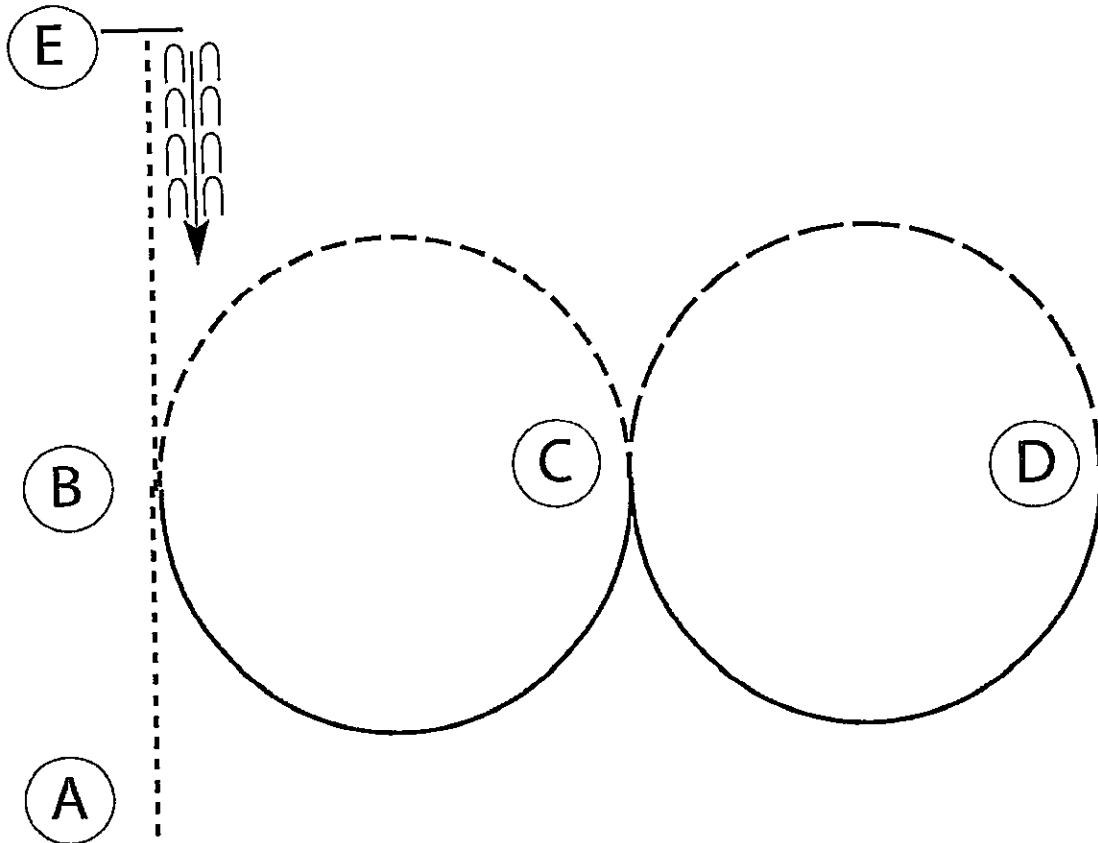
[WH/WT-39]

Pattern Provided by:

Summer Sizzler

horsemanship (all)

Show Date: 05-27-2024



Be ready at A.

1. Walk A to B.
2. Jog a half circle to C.
3. Lope a half circle on the left lead to D.
4. Extend the jog in a half circle to C.
5. Lope a half circle on the right lead to B.
6. Walk to E.
7. Stop at E and back approximately one horse length.

Follow the instructions of your ring steward.

Walk	-----
Jog	-----
Extended Jog	-----
Lope	-----
Lead Change	
Back	
Marker	(B)

[WH/2-3]

Pattern Provided by:

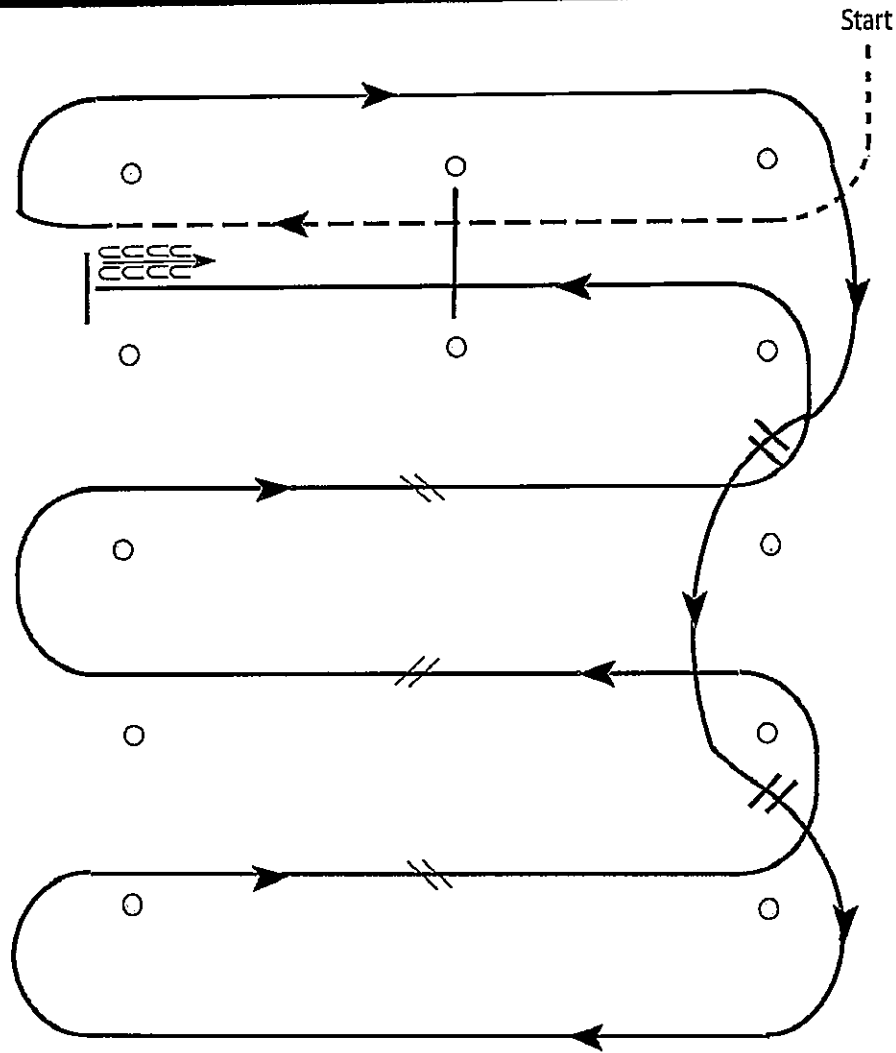
Summer Sizzler

western riding (all)

Show Date: 05-27-2024

WWW.HORSESHOWPATTERNS.COM

WWW.HORSESHOWPATTERNS.COM



1. Walk, transition to jog, jog over log.
2. Transition to right lead and lope around end.
3. First line change.
4. Second line change. Lope around end of arena.
5. First crossing change.
6. Second crossing change.
7. Third crossing change.
8. Lope over log.
9. Lope, stop and back.

[WR/GP-3]

Pattern Provided by: