

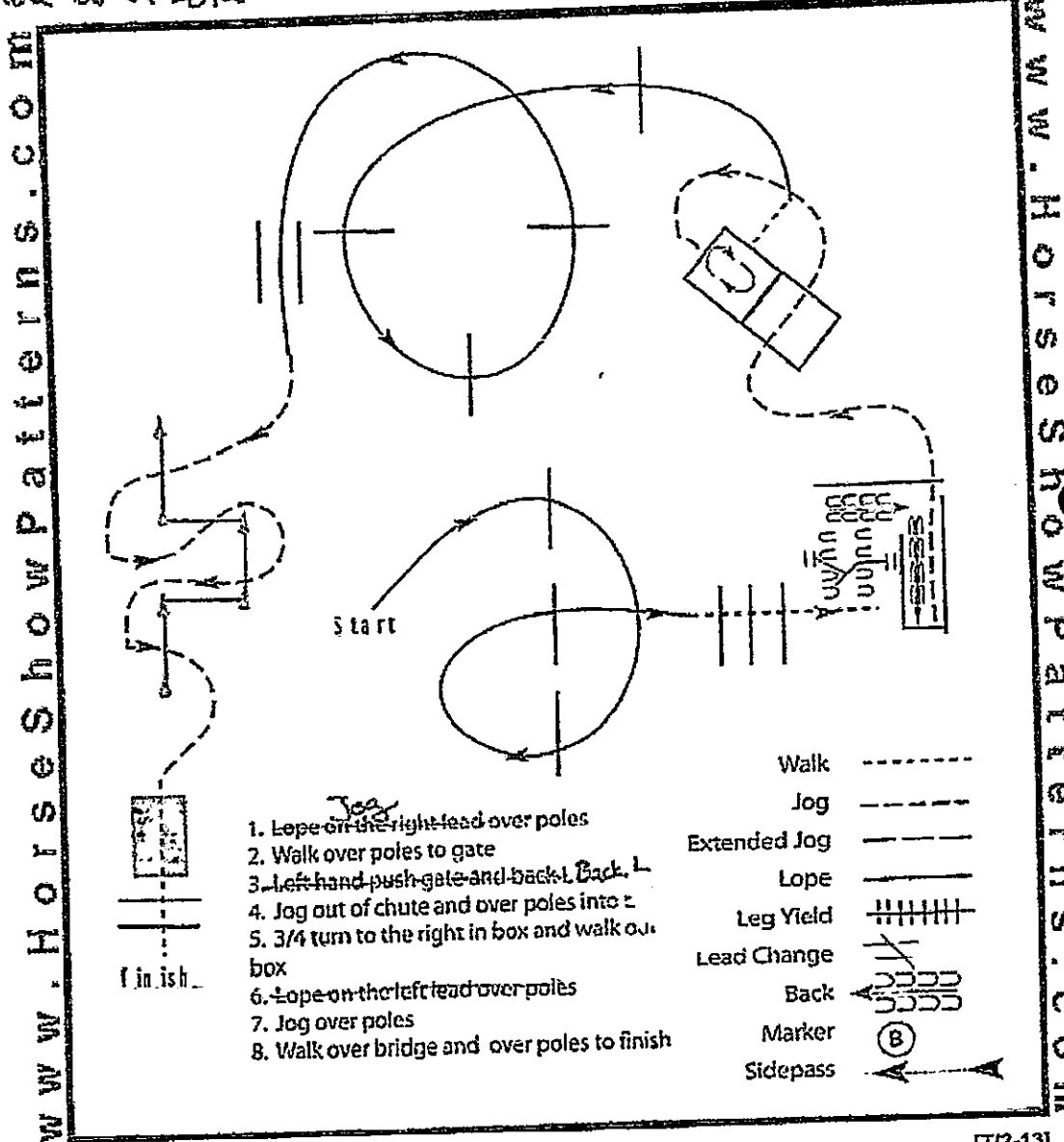
Sm. Fry  
Walk trot  
trot, where  
there is a Lope

# Summer Sizzle

trail (all except walk trot)

Show Date: 05/25/2024

No Gate Sm Fry



1. Lope on the right lead over poles
2. Walk over poles to gate
3. Left hand push gate and back
4. Jog out of chute and over poles into box
5. 3/4 turn to the right in box and walk out box
6. Lope on the left lead over poles
7. Jog over poles
8. Walk over bridge and over poles to finish

- Walk -----
- Jog - - - - -
- Extended Jog - - - - -
- Lope \_\_\_\_\_
- Leg Yield |||||
- Lead Change / / / / /
- Back <<<<<<
- Marker (B)
- Sidepass <-----

[T/2-13]

Pattern Provided by:

*judges*

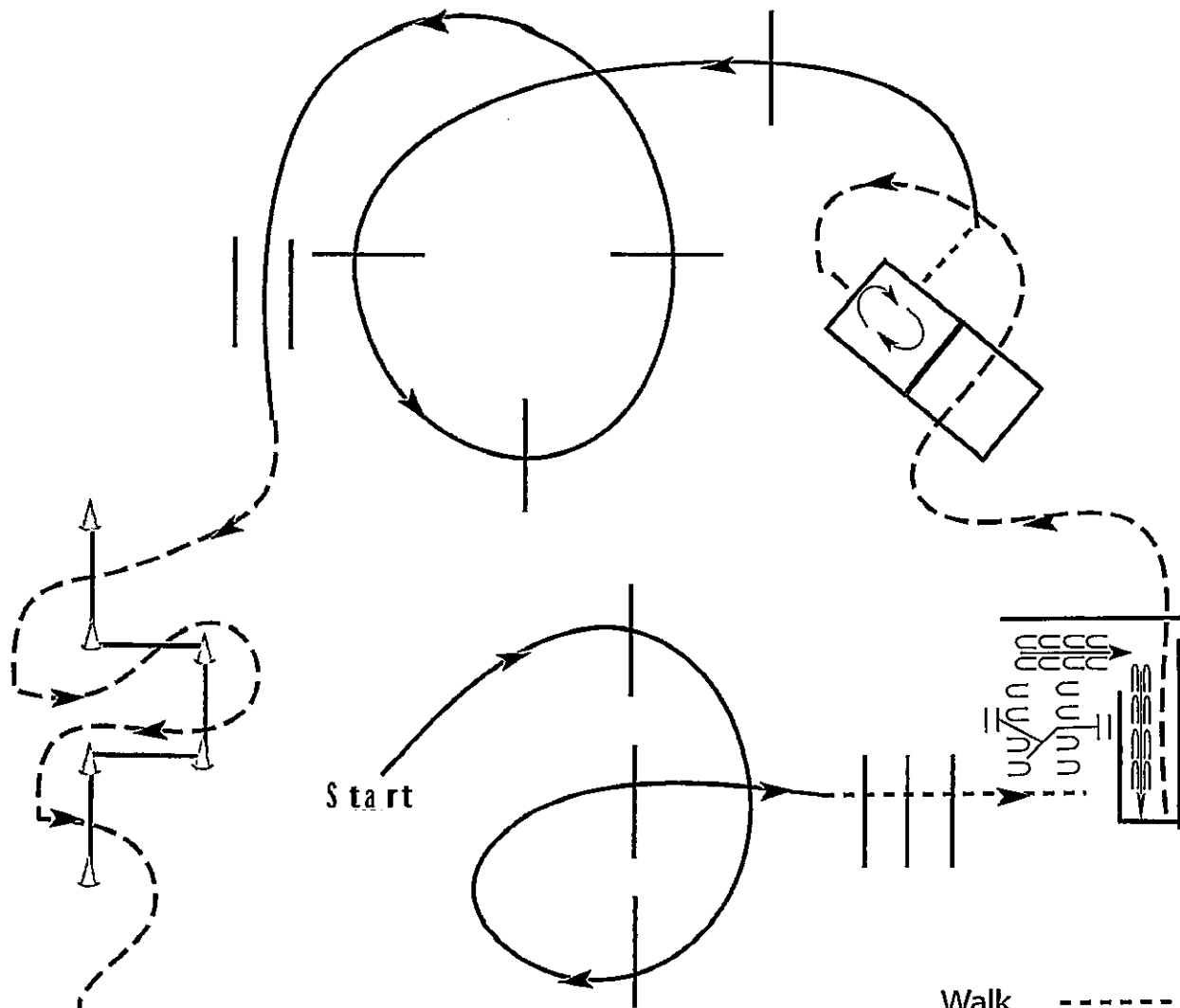
# Summer Sizzler

trail (all except walk trot )

Show Date: 05/25/2024

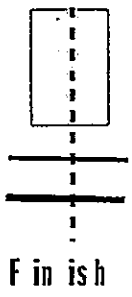
W W W . H O R S E S H O W P A T T E R N S . C O M

W W W . H O R S E S H O W P A T T E R N S . C O M



1. Lope on the right lead over poles
2. Walk over poles to gate
3. Left hand push gate and back L
4. Jog out of chute and over poles into box
5. 3/4 turn to the right in box and walk out of box
6. Lope on the left lead over poles
7. Jog over poles
8. Walk over bridge and over poles to finish

Walk	-----
Jog	- - - - -
Extended Jog	-----
Lope	—————
Leg Yield	
Lead Change	↘
Back	←←←
Marker	⊙
Sidepass	←-----→



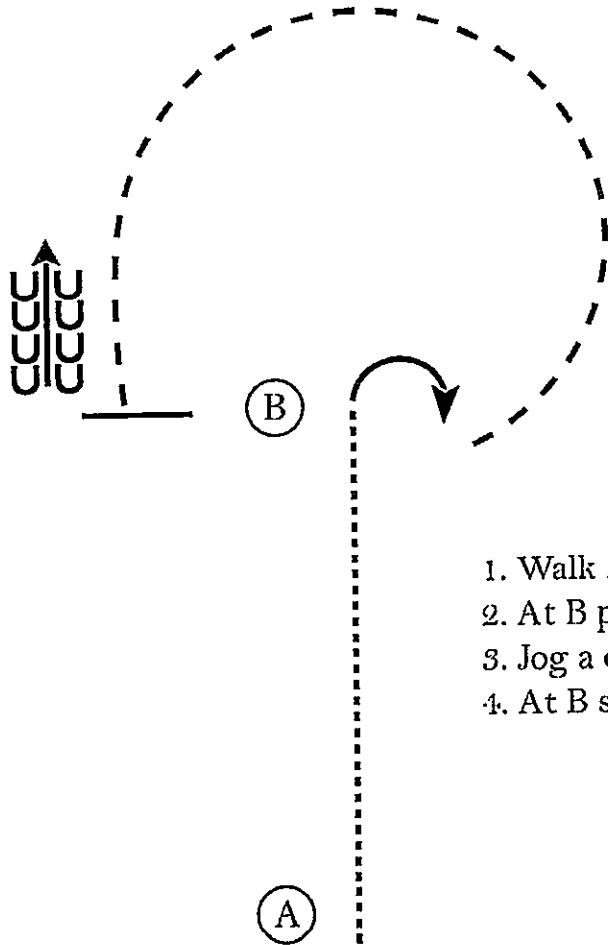
Pattern Provided by:

[T/2-13]

# Summer Sizzler

horsemanship (small fry / level one walk trot)

Show Date: 05/25/2024



1. Walk A to B
2. At B perform a 90 degree turn to the right
3. Jog a circle around B
4. At B stop and back 4 steps

Walk	.....
Jog	-----
Extended Jog	- - - - -
Lope	—————
Leg Yield	
Lead Change	///
Back	←←←←←
Marker	ⓑ
Sidepass	→- - - -←

[WH/WT-7]

Pattern Provided by:

WWW.HORSESHOWPATTERNS.COM

WWW.HORSESHOWPATTERNS.COM

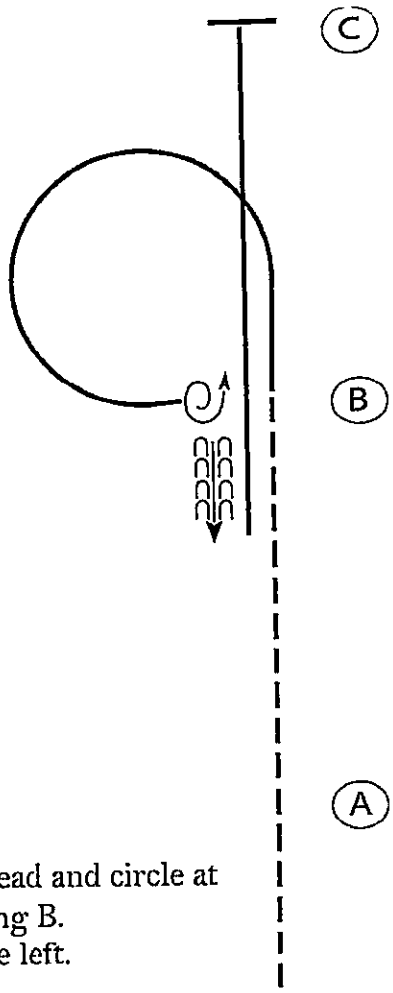
# Summer Sizzler

horsemanship (all )

Show Date: 05/25/2024

W W W . H O R S E S H O W P A T T E R N S . C O M

W W W . H O R S E S H O W P A T T E R N S . C O M



Begin before A at a jog.

1. Jog from A to B.
2. At B, lope on the left lead and circle at B as shown. Stop facing B.
3. Turn 1 1/4 turn to the left.
4. Back one horse length.
5. Lope on the right lead to C. Stop at C.

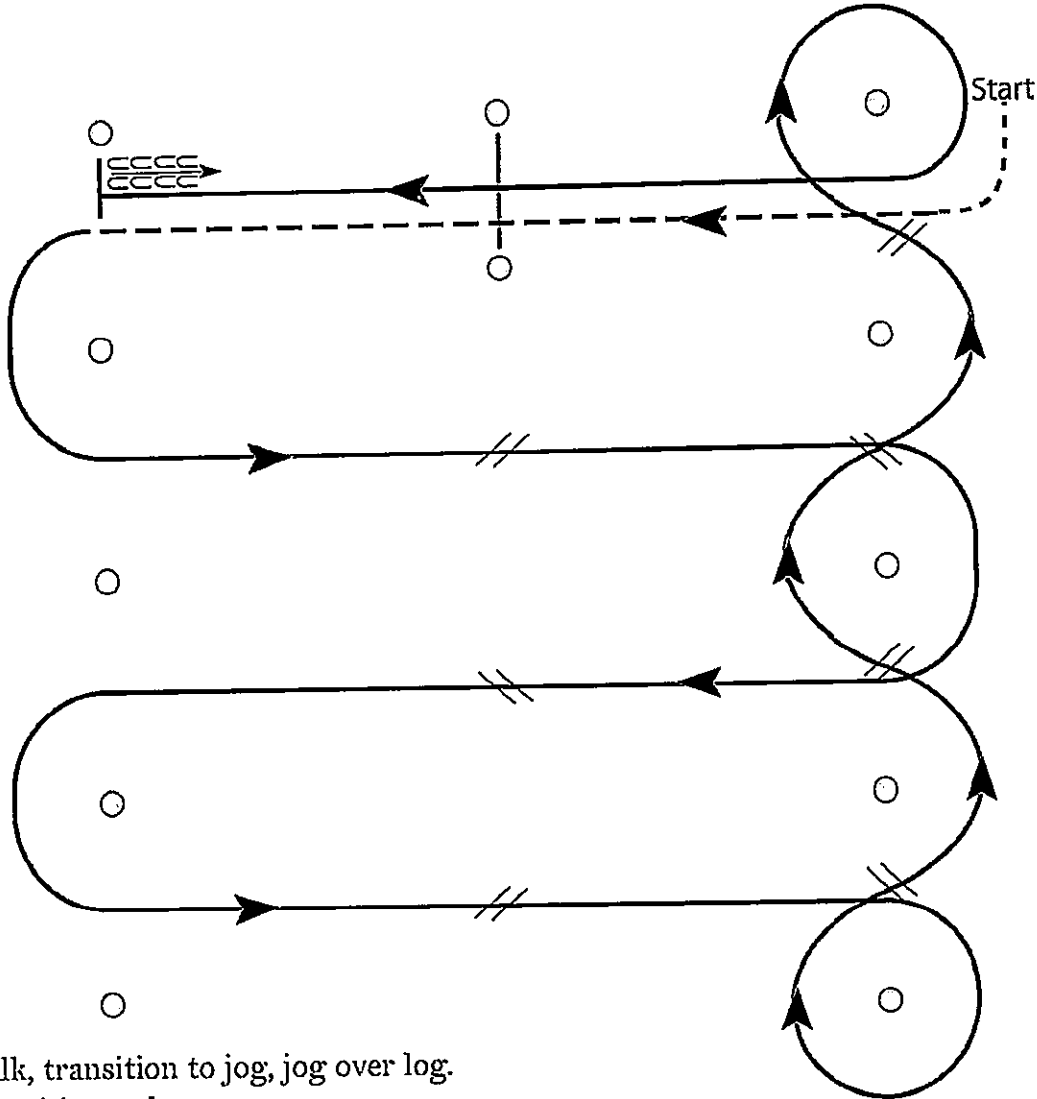
Follow the instructions of your ring steward.

Walk	.....
Jog	-----
Extended Jog	- - - - -
Lope	—————
Leg Yield	
Lead Change	///
Back	←←←←←
Marker	(B)
Sidepass	←-----→

# Summer Sizzler

western riding (all)

Show Date: 05/25/2024



1. Walk, transition to jog, jog over log.
2. Transition to lope.
3. First crossing change.
4. Second crossing change.
5. Third crossing change.
6. Circle and first line change.
7. Second line change.
8. Third line change.
9. Fourth line change and circle.
10. Lope log.
11. Lope, stop and back.

[WR/OP-2]

Pattern Provided by:

WWW.HORSESHOWPATTERNS.COM

WWW.HORSESHOWPATTERNS.COM