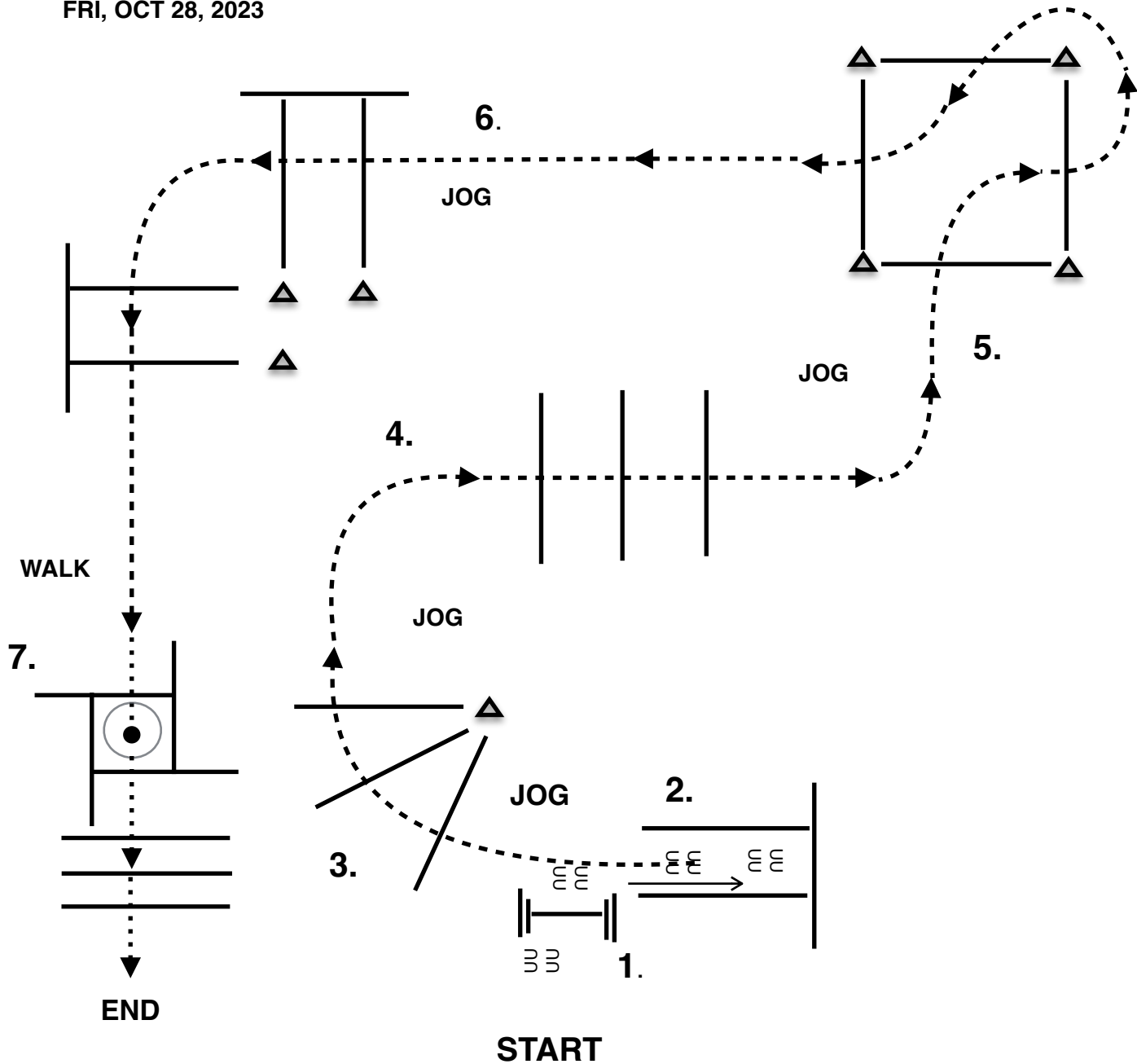


ALQHA CHARLES TIDMORE MEMORIAL FALL SHOW - Rainsville, AL

SMALL FRY - L1 W/T TRAIL

FRI, OCT 28, 2023



1. BEGIN WORKING LEFT HAND GATE. WALK OVER POLE. CLOSE GATE. **(SMALL FRY DO NOT WORK GATE)**
2. BACK INTO CHUTE.
3. JOG OUT OF CHUTE AND OVER POLES.
4. JOG OVER POLES.
5. JOG OVER POLES AS SHOWN.
6. JOG OVER POLES.
7. STOP OR WALK INTO BOX. EXECUTE A 360 TURN EITHER DIRECTION.
8. WALK OUT OVER POLES TO END PATTERN.

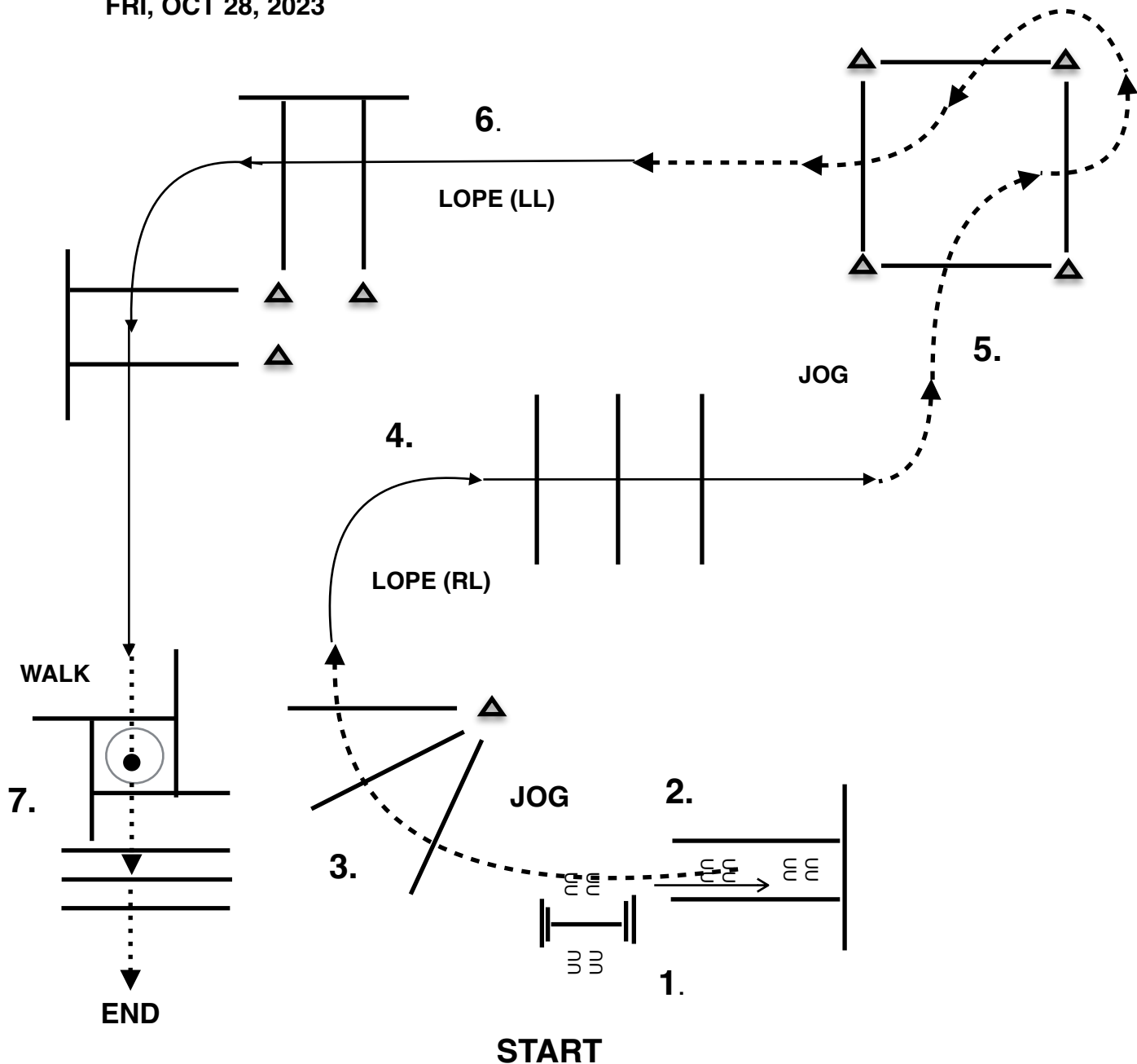


WALK
JOG
LOPE	_____

ALQHA CHARLES TIDMORE MEMORIAL FALL SHOW - Rainsville, AL

ALL TRAIL (EXCEPT SMALL FRY - L1 W/T TRAIL)

FRI, OCT 28, 2023



1. BEGIN WORKING LEFT HAND GATE. OPEN GATE, WALK OVER POLE, CLOSE GATE.
2. BACK INTO CHUTE.
3. JOG OUT OF CHUTE AND OVER POLES.
4. LOPE RIGHT LEAD OVER POLES.
5. JOG OVER POLES AS SHOWN.
6. LOPE LEFT LEAD OVER POLES.
7. STOP OR WALK INTO BOX. EXECUTE A 360 EITHER DIRECTION.
8. WALK OUT OVER POLES TO END PATTERN.

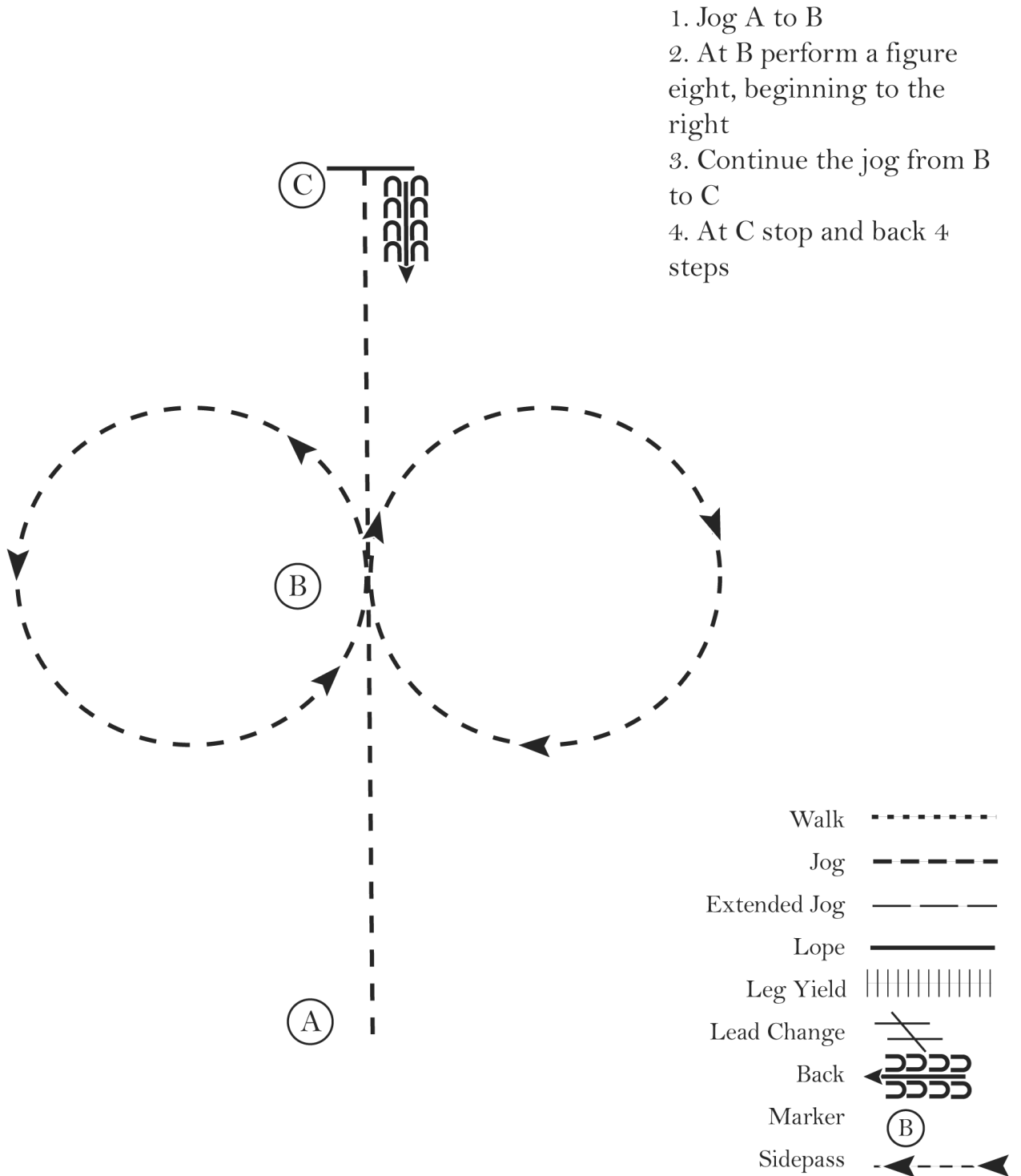


WALK
JOG	-----
LOPE	—————

Charles Tidmore Memorial Show

Small Fry & L1 WT Horsemanship

Show Date: 10/28-29/2023



[WH/WT-5]

Pattern Provided by:

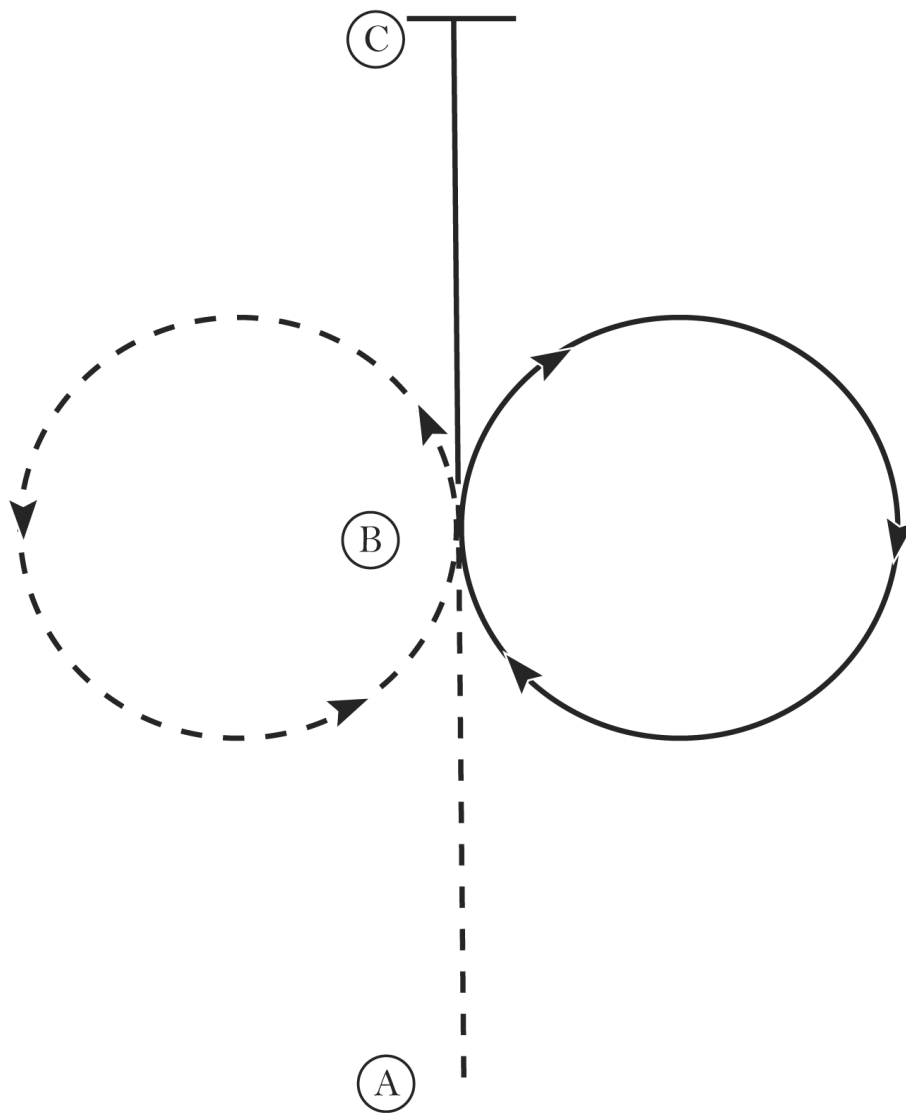
Lori Gordon

Charles Tidmore Memorial Show

L1 Horsemanship

Show Date: 10/28-29/2023

1. Jog A to B
2. At B jog a circle to the left
3. At B lope a circle to the right on the right lead
4. Continue the lope to C
5. At C stop



Walk
Jog	-----
Extended Jog	- - - - -
Lope	—————
Leg Yield	
Lead Change	
Back	
Marker	(B)
Sidepass	

[WH/1-9]

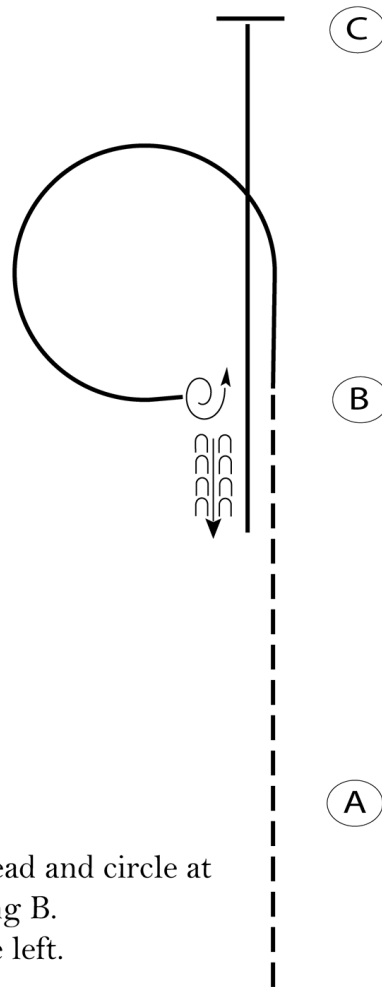
Pattern Provided by:

Lori Gordon

Charles Tidmore Memorial Show

Amateur, Select and Youth Horsemanship

Show Date: 10/28-29/2023



Begin before A at a jog.

1. Jog from A to B.
2. At B, lope on the left lead and circle at B as shown. Stop facing B.
3. Turn 1 1/4 turn to the left.
4. Back one horse length.
5. Lope on the right lead to C. Stop at C.

Follow the instructions of your ring steward.

Walk	-----
Jog	- - - - -
Extended Jog	- - - - -
Lope	=====
Leg Yield	
Lead Change	↗ ↘
Back	←←←←←
Marker	ⓑ
Sidepass	←-----→

[WH/2-17]

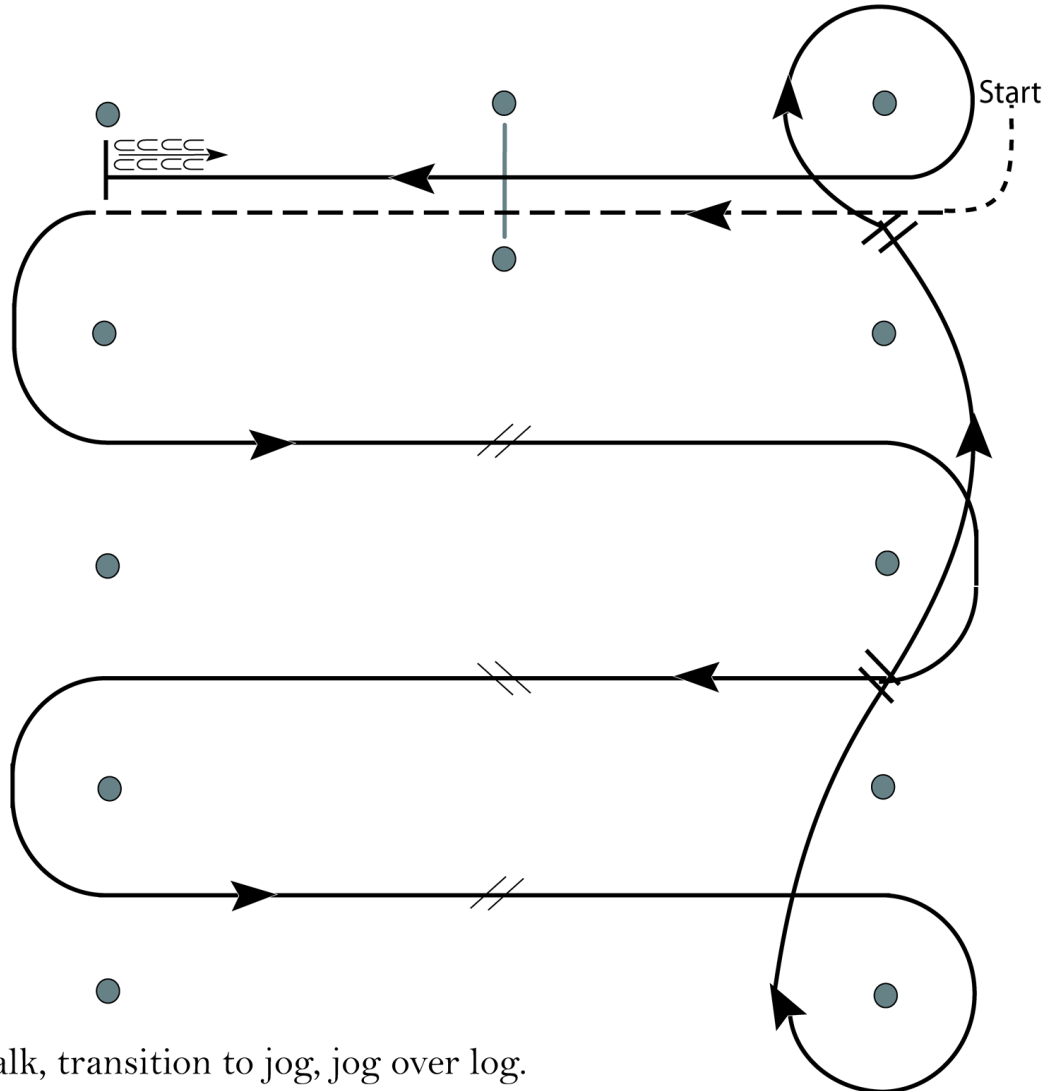
Pattern Provided by:

Lori Gordon

2023 Charles Tidmore Memorial

1st Go- Western Riding (All Level 1)

Show Date: 10-29-2023



1. Walk, transition to jog, jog over log.
2. Transition to left lead lope.
3. First crossing change.
4. Second crossing change.
5. Third crossing change.
6. Circle and first line change.
7. Second line change and circle.
8. Lope log.
9. Stop and back.

[WR/GP-2]

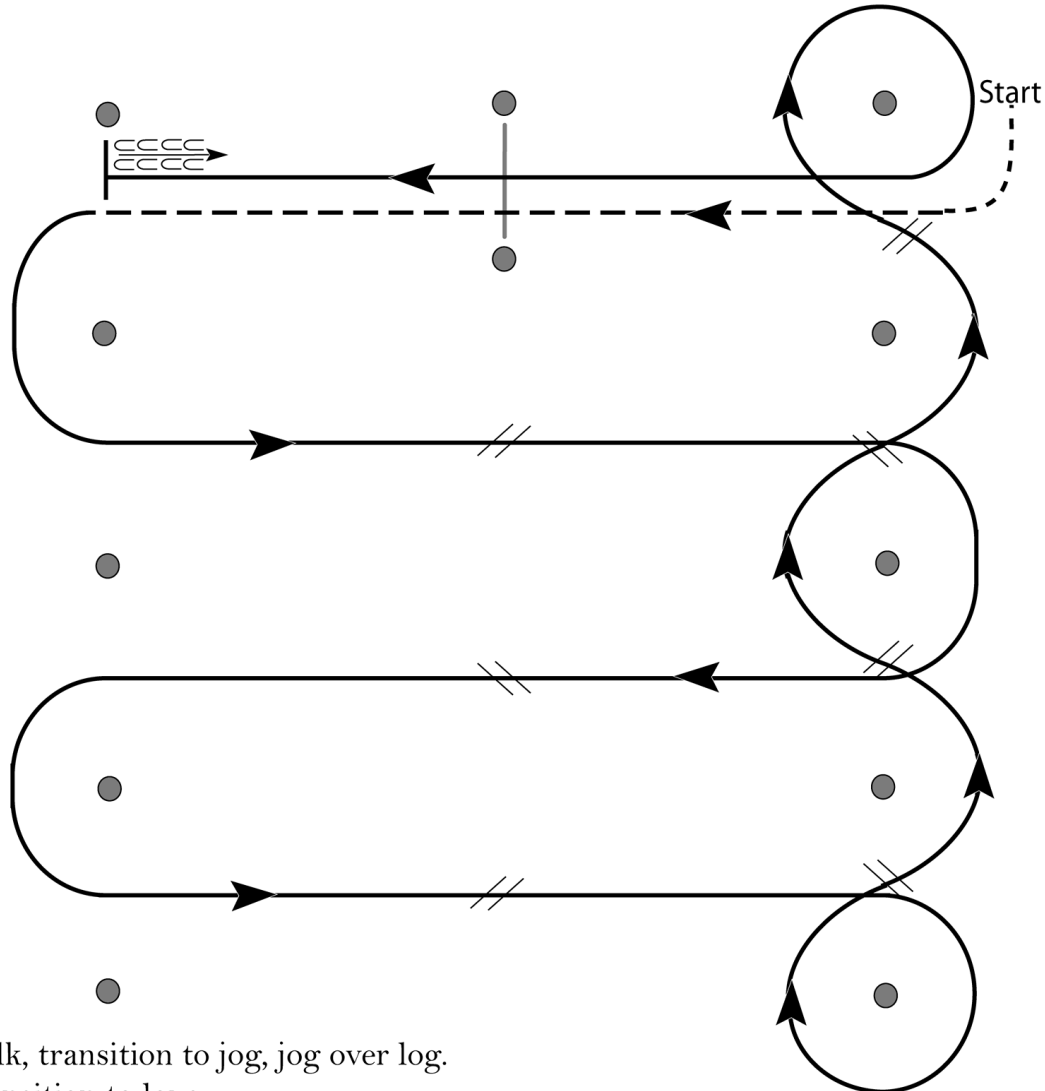
Pattern Provided by:

Judges

2023 Charles Tidmore Memorial

1st Go- Western Riding (All Ages)

Show Date: 10-29-2023



1. Walk, transition to jog, jog over log.
2. Transition to lope.
3. First crossing change.
4. Second crossing change.
5. Third crossing change.
6. Circle and first line change.
7. Second line change.
8. Third line change.
9. Fourth line change and circle.
10. Lope log.
11. Lope, stop and back.

[WR/OP-2]

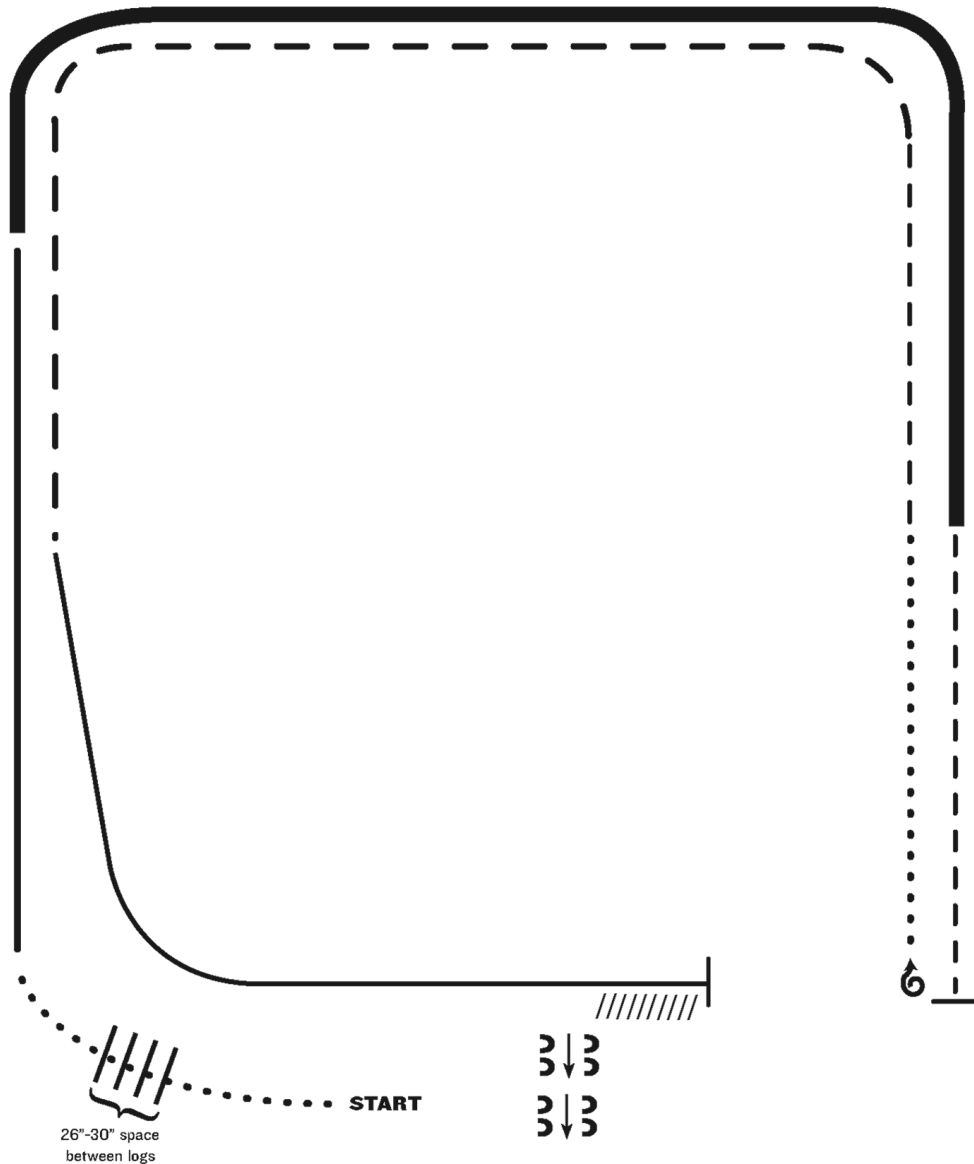
Pattern Provided by:

Judges

2023 Charles Tidmore Memorial

Ranch Riding-1st go (All Ages)

Show Date: 10-29-2023



1. Walk
2. Walk over logs
3. Lope right lead
4. Extended lope (right lead)
5. Trot
6. Stop, 1 1/2 turns right
7. Walk
8. Trot
9. Extended trot
10. Lope left lead
11. Stop and Back
12. Side pass right

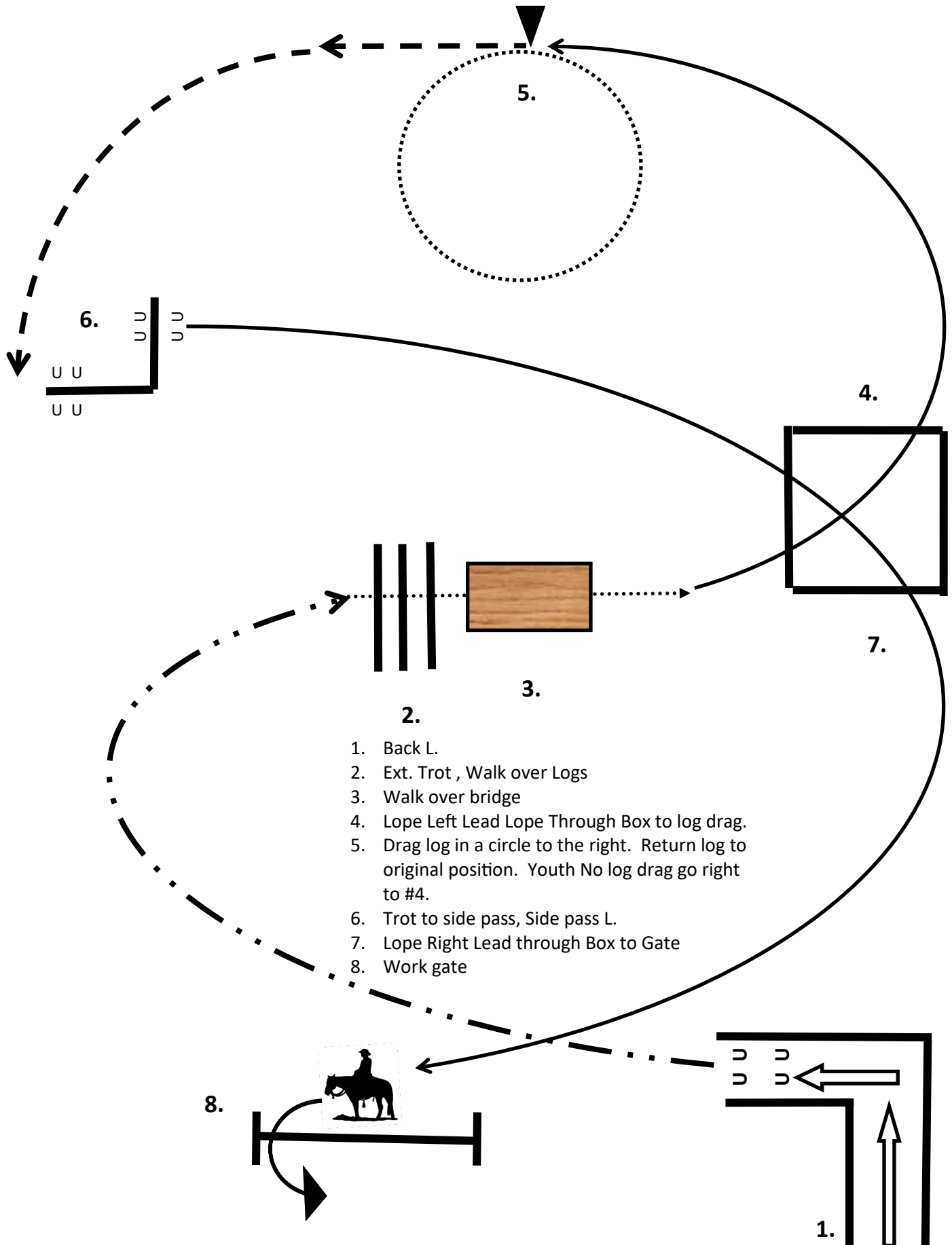
Note: The drawn description of this pattern is only intended for the general depiction of the pattern. Exhibitors should utilize the arena space to best exhibit their horses.

[RR/AQHA-6]

Pattern Provided by:

Judges

ALQHYA Charles Tidmore Ranch Trail October 27, 2023

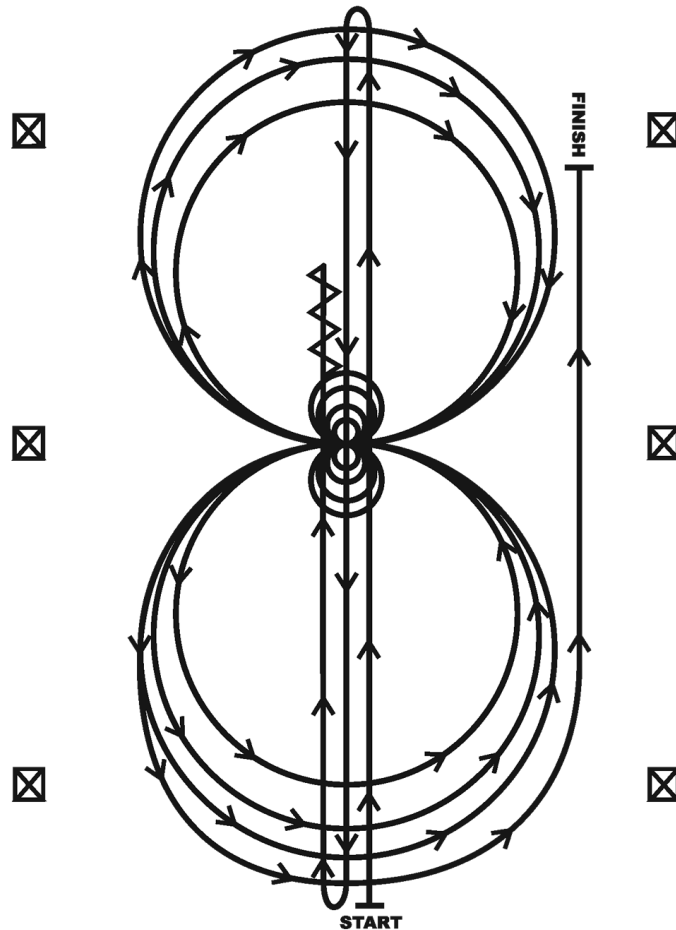


2023 Charles Tidmore Memorial

Reining-1st Go (All Ages)

Show Date: 10-29-2023

REINING PATTERN 1



1. Run at speed to the far end of the arena past the endmarker and do a left rollback—no hesitation.
2. Run to the opposite end of the arena past the end marker and do a right rollback—no hesitation.
3. Run past the center marker and do a sliding stop. Back up to center of the arena or at least ten feet (three meters). Hesitate.
4. Complete four spins to the right. Hesitate.
5. Complete four and one-quarter spins to the left so that horse is facing left wall or fence. Hesitate.
6. Beginning on the left lead, complete three circles to the left: the first circle large and fast; the second circle small and slow; the third circle large and fast. Change leads at the center of the arena.
7. Complete three circles to the right: the first circle large and fast; the second circle small and slow; the third circle large and fast. Change leads at the center of the arena.
8. Begin a large circle to the left but do not close this circle. Run straight up the right side of the arena past the center marker and do a sliding stop at least twenty feet (six meters) from wall or fence. Hesitate to demonstrate the completion of the pattern.

[R/AQHAP-1]

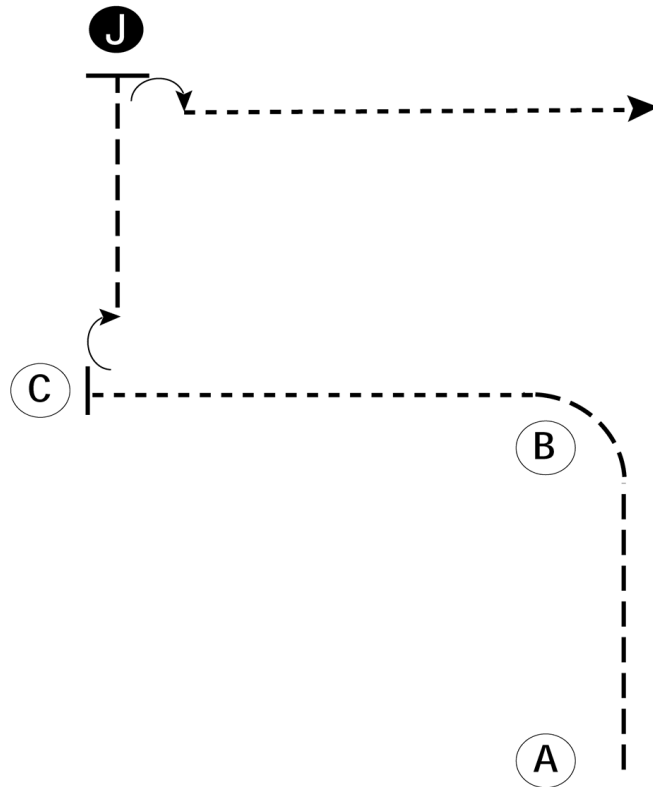
Pattern Provided by:

Judges

2023 Charles Tidmore Memorial


Showmanship (Small Fry)

Show Date: 10-29-2023



Be ready at A.

1. Trot from A to B.
2. Walk from B to C.
3. Stop at C and perform a 90 degree turn.
4. Trot to the judge.
5. Stop and set up for inspection.
6. When dismissed, perform a 90 degree turn.
7. Walk away from the judge.
8. Follow the instructions of your ring steward.

Walk	-----
Trot	- - - - -
Back	← 
Marker	ⓑ
Judge	ⓐ

[S/WT-18]

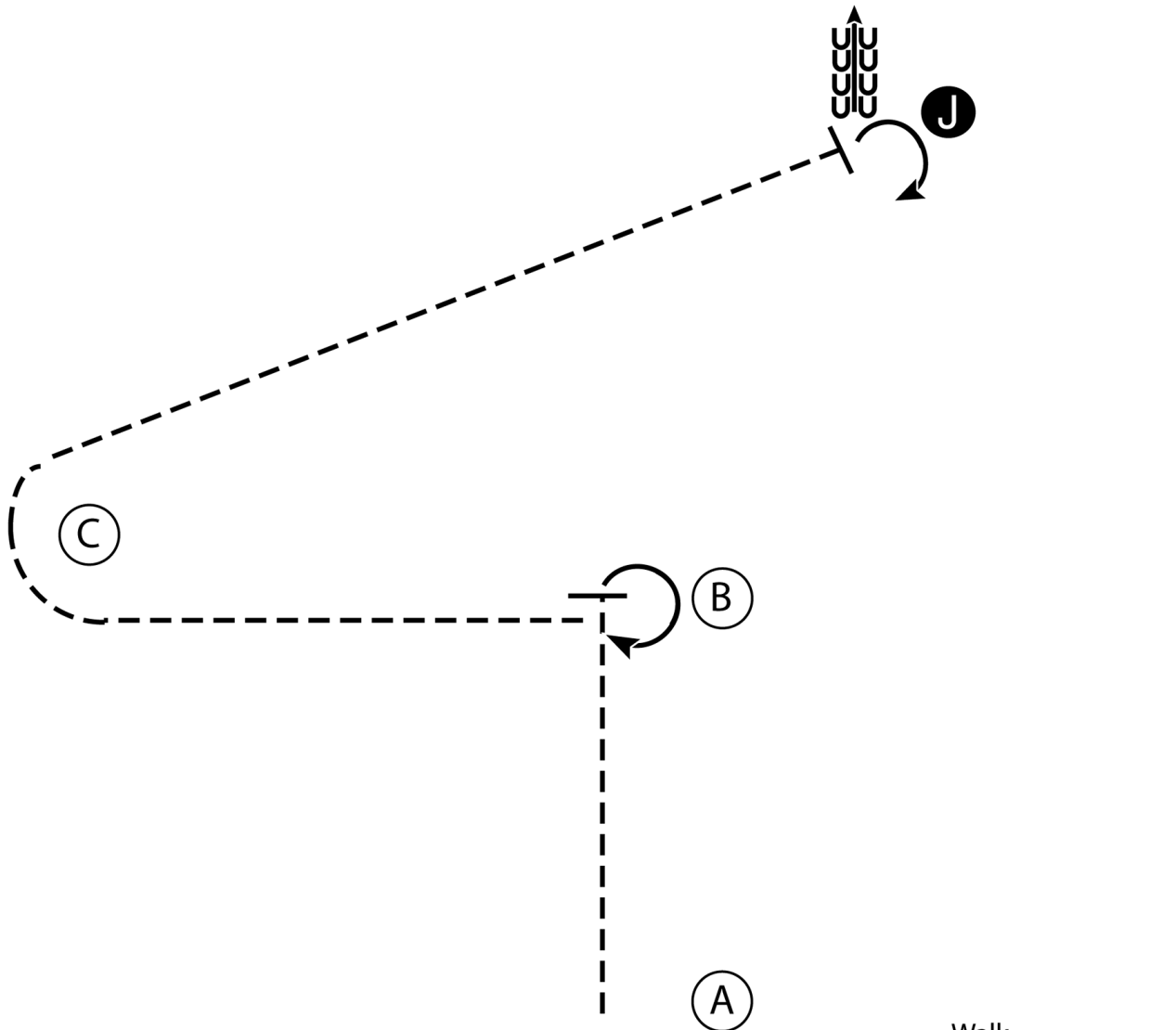
Pattern Provided by:

Judges

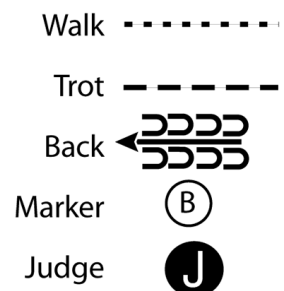
2023 Charles Tidmore Memorial

Showmanship (All Level 1 and All Breed)

Show Date: 10-29-2023



1. Trot from A to B.
2. Stop and perform a 270 degree turn.
3. Trot from B, around C, to the Judge.
4. Stop and set up for inspection.
5. When dismissed perform a 110 degree turn.
6. Back six steps and follow instructions from ring steward.



[S/2-11]

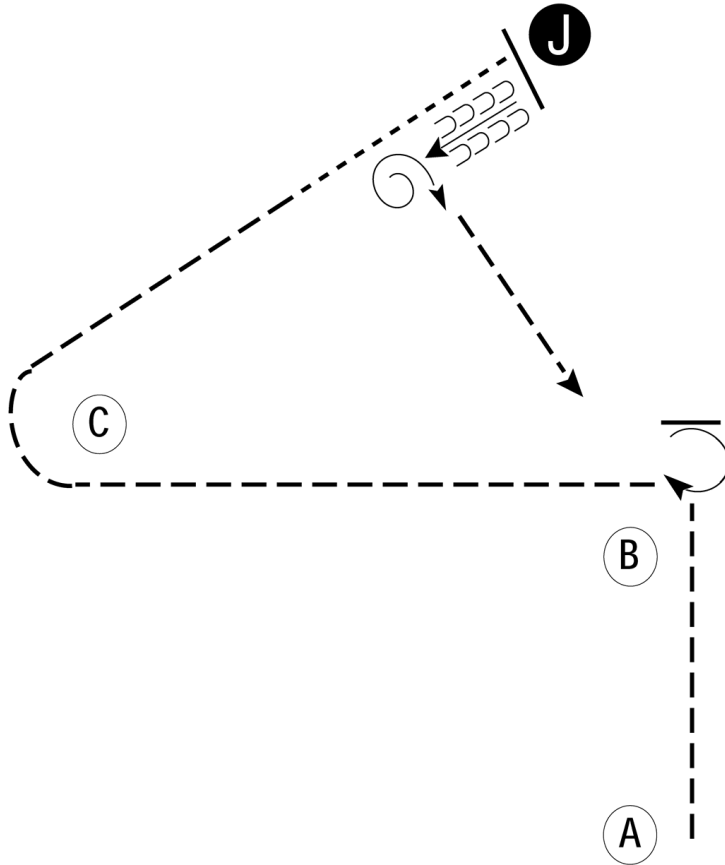
Pattern Provided by:

Judges

2023 Charles Tidmore Memorial

Showmanship (Youth, Select, Amateur)

Show Date: 10-29-2023



Be ready at A.

1. Trot from A past B.
2. Stop and perform 270 degree turn.
3. Trot around C. Break to a walk half way to the Judge.
4. Walk to Judge, stop and set up for inspection.
5. When dismissed back one horse length.
6. Perform a 450 degree turn and trot to the line-up or follow the instructions of your ring steward.

Walk	-----
Trot	-----
Back	←-----
Marker	(B)
Judge	(J)

[S/3-14]

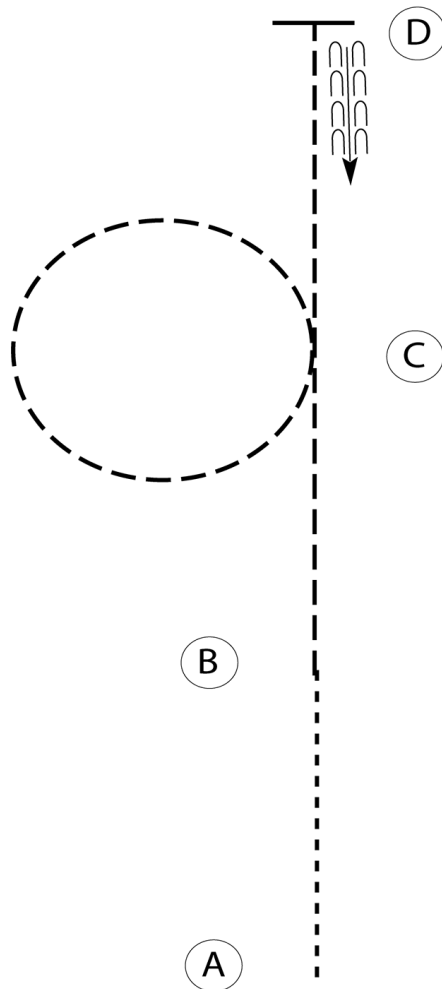
Pattern Provided by:

Judges

Charles Tidmore Memorial Show

Small Fry & L1 WT EQ

Show Date: 10/28-29/2023



Be ready at A.

1. Walk from A to B.
2. At B, sitting trot to C.
3. At C, perform a posting trot circle to the left on the right diagonal.
4. Change diagonals at C and perform a posting trot on the left diagonal from C to D.
5. At D, stop and back approximately one horse length.

Follow the instructions of your ring steward.

Walk	-----
Trot	- - - - -
Extended Trot	— — — — —
Canter	—————
Leg Yield	
Lead Change	— / —
Back	← ← ← ← ←
Marker	(B)
Sidepass	← — — — — →
Hand Gallop	— — — — —

[HSE/WT-27]

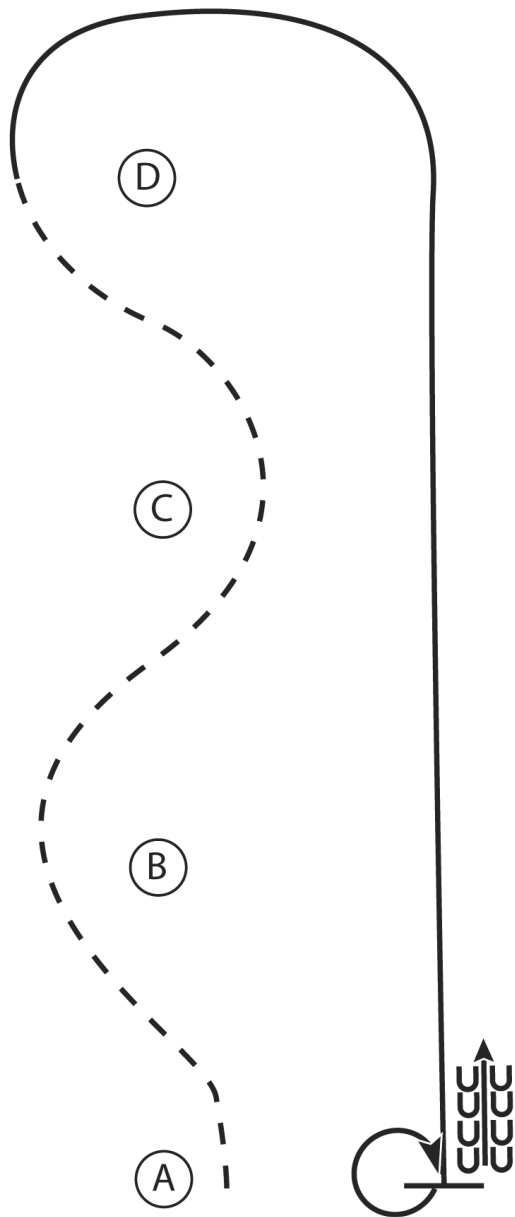
Pattern Provided by:

Lori Gordon

Charles Tidmore Memorial Show

All Breed, L1 EQ

Show Date: 10/28-29/2023



1. Posting trot around A and B
2. When between B and C perform a sitting trot around C to D
3. At D canter on the right lead around D to A
4. At A stop and perform a 360 degree turn to the right on the hindquarters
5. Back 4 steps

Walk
Trot	- - - - -
Extended Trot	— — — — —
Canter	—————
Leg Yield	
Lead Change	— / —
Back	←←←←←
Marker	(B)
Sidepass	← - - - - →

[HSE/2-6]

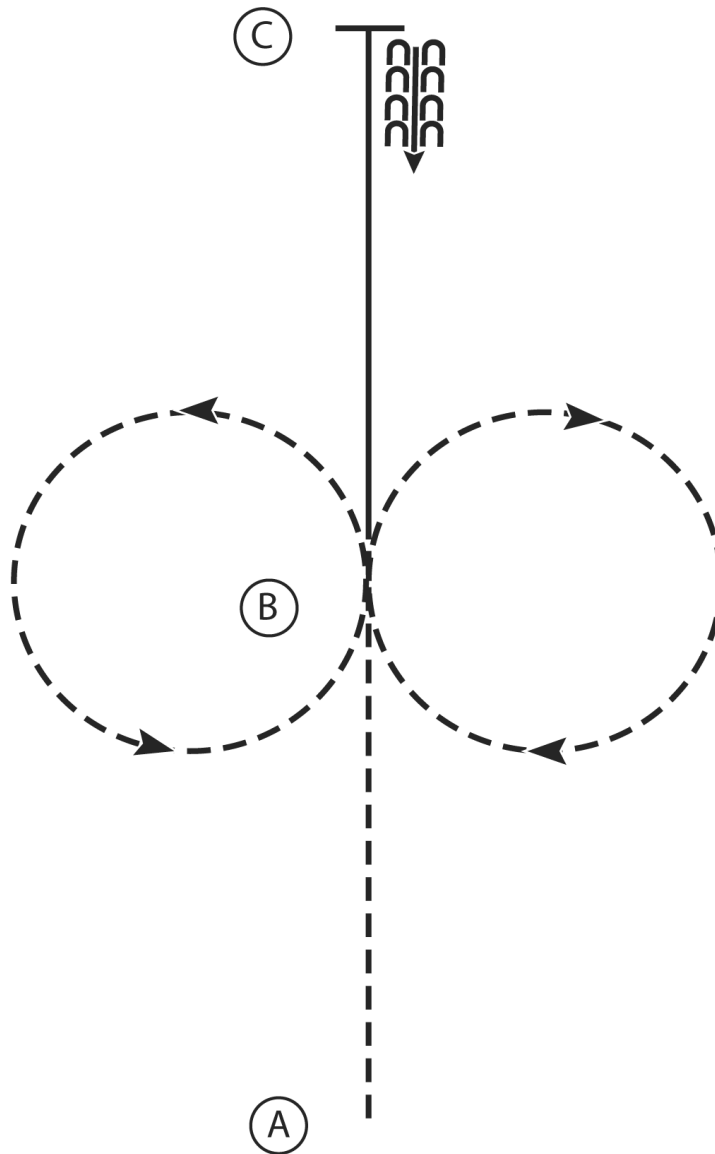
Pattern Provided by:

Lori Gordon

Charles Tidmore Memorial Show

Amateur, Select and Youth EQ

Show Date: 10/28-29/2023



1. Sitting trot A to B
2. At B posting trot circle to the right
3. At B posting trot circle to the left
4. At B canter on the left lead to C
5. At C stop and back 4 steps

Walk
Trot	-----
Extended Trot	————
Canter	————
Leg Yield	
Lead Change	↗↘
Back	←←←←
Marker	(B)
Sidepass	→→→→

[HSE/1-6]

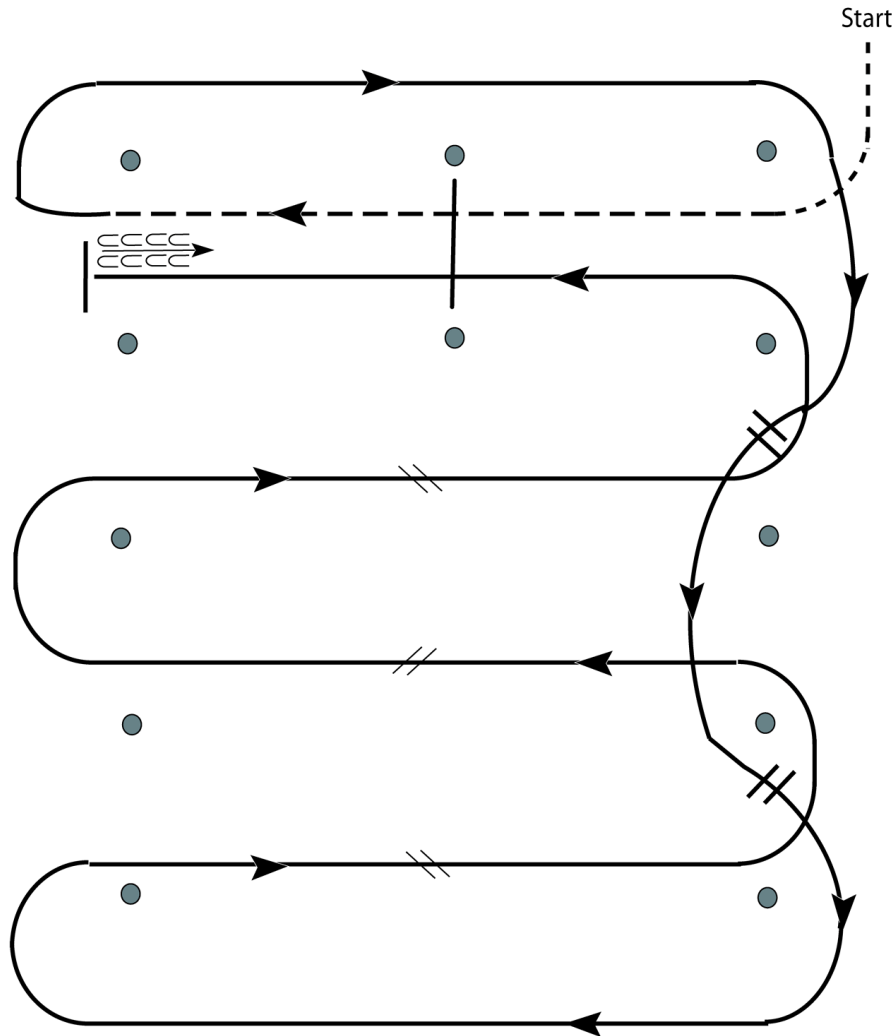
Pattern Provided by:

Lori Gordon

2023 Charles Tidmore Memorial

2nd Go- Western Riding Level 1 (All Level 1)

Show Date: 10-29-2023



1. Walk, transition to jog, jog over log.
2. Transition to right lead and lope around end.
3. First line change.
4. Second line change. Lope around end of arena.
5. First crossing change.
6. Second crossing change.
7. Third crossing change.
8. Lope over log.
9. Lope, stop and back.

[WR/GP-4]

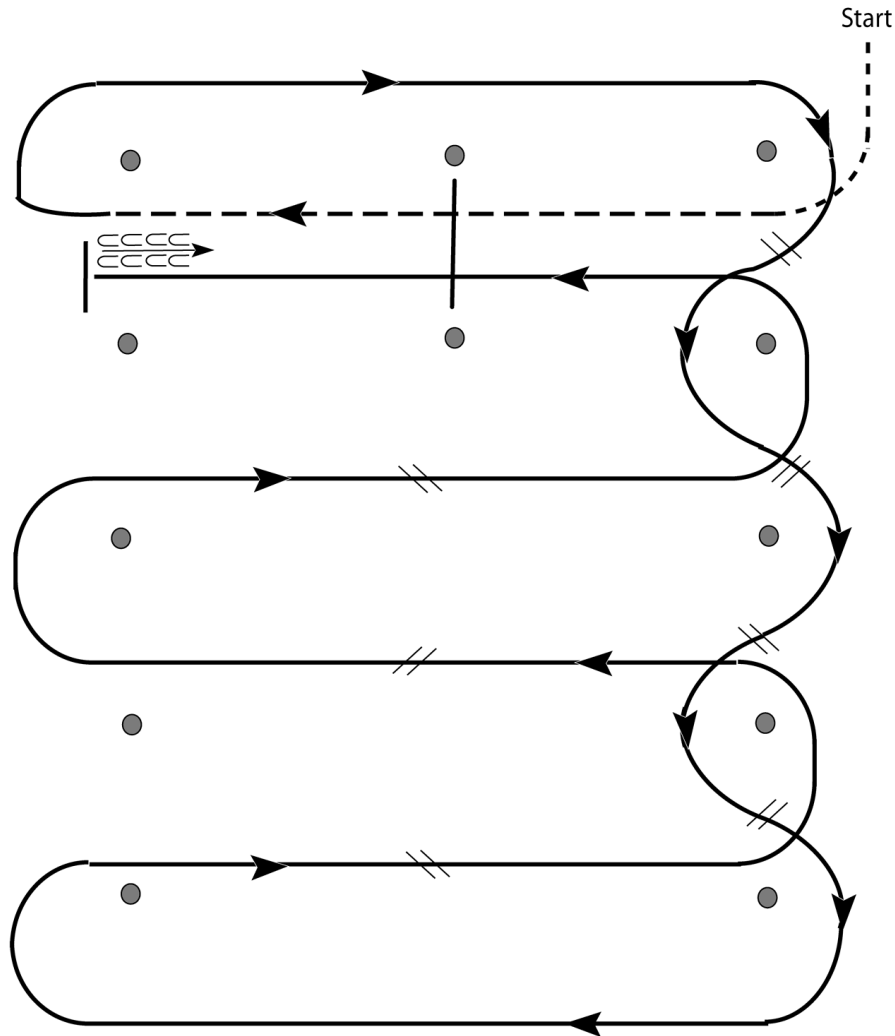
Pattern Provided by:

Judges

2023 Charles Tidmore Memorial

2nd Go- Western Riding (All Ages)

Show Date: 10-29-2023



1. Walk, transition to jog, jog over log.
2. Transition to right.
3. First line change.
4. Second line change.
5. Third line change.
6. Fourth line change.
7. First crossing change.
8. Second crossing change.
9. Third crossing change.
10. Lope over log.
11. Lope, stop and back.

[WR/OP-4]

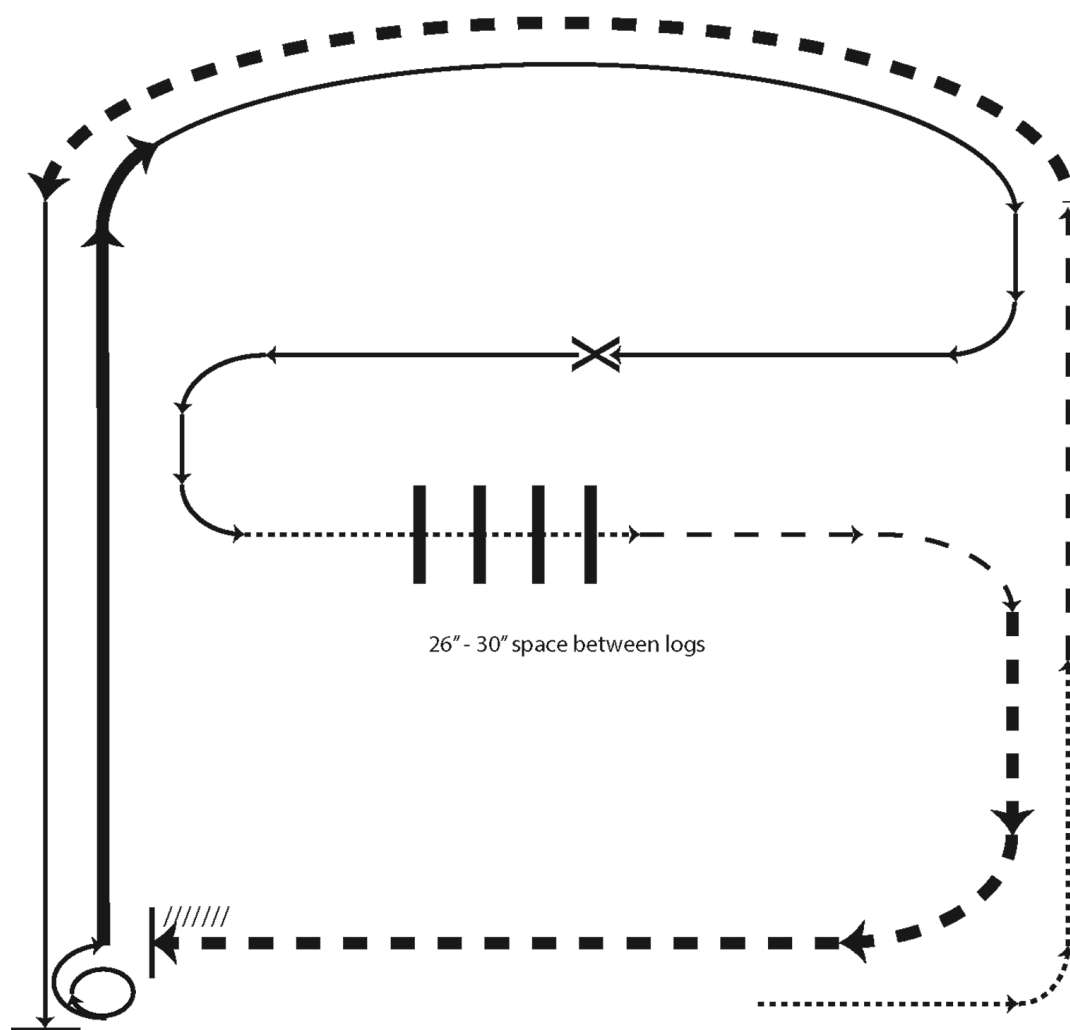
Pattern Provided by:

Judges

2023 Charles Tidmore Memorial

Ranch Riding- 2nd Go (All Ages)

Show Date: 10-29-2023



- X Lead Change
- Walk
- - - Trot
- - - Ext Trot
- ==== Lope
- ==== Ext Lope
- /////// Back

1. Walk
2. Trot
3. Extended trot
4. Left lead lope
5. Stop, 1 1/2 turn right
6. Extended lope
7. Collect to working lope-right lead
8. Change leads (simple or flying)
9. Walk
10. Walk over logs
11. Trot
12. Extended trot
13. Stop and back

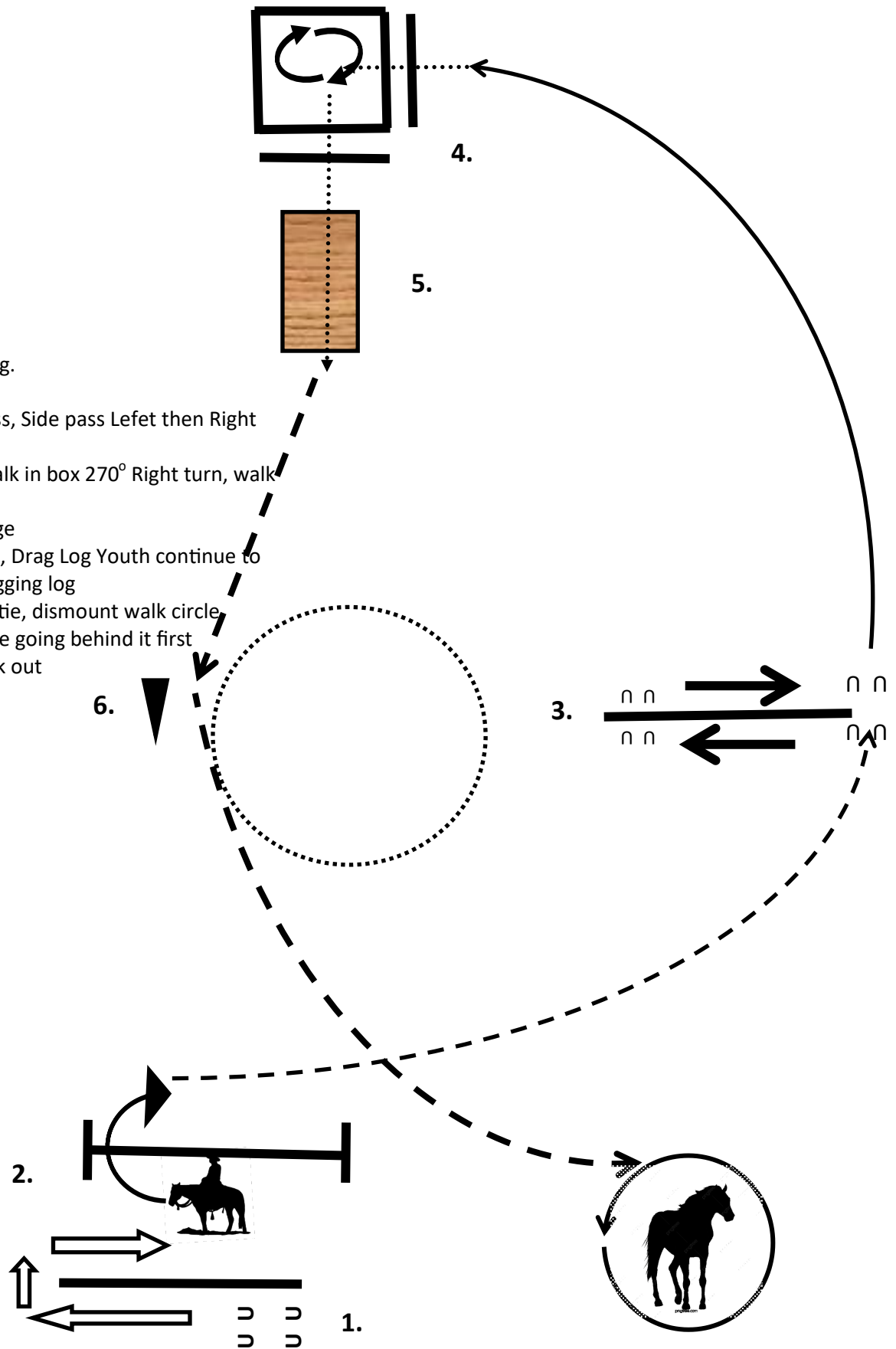
[RR/AQHA-2]

Pattern Provided by:

Judges

ALQHYA Charles Tidmore Ranch Trail October 28, 2023

1. Back around Log.
2. Work Gate
3. Trot to Side Pass, Side pass Left then Right over the log
4. Lope to box, walk in box 270° Right turn, walk out
5. Walk over Bridge
6. Trot to log drag, Drag Log Youth continue to #7 without dragging log
7. Trot to ground tie, dismount walk circle around horse going behind it first
Pattern is over Walk out

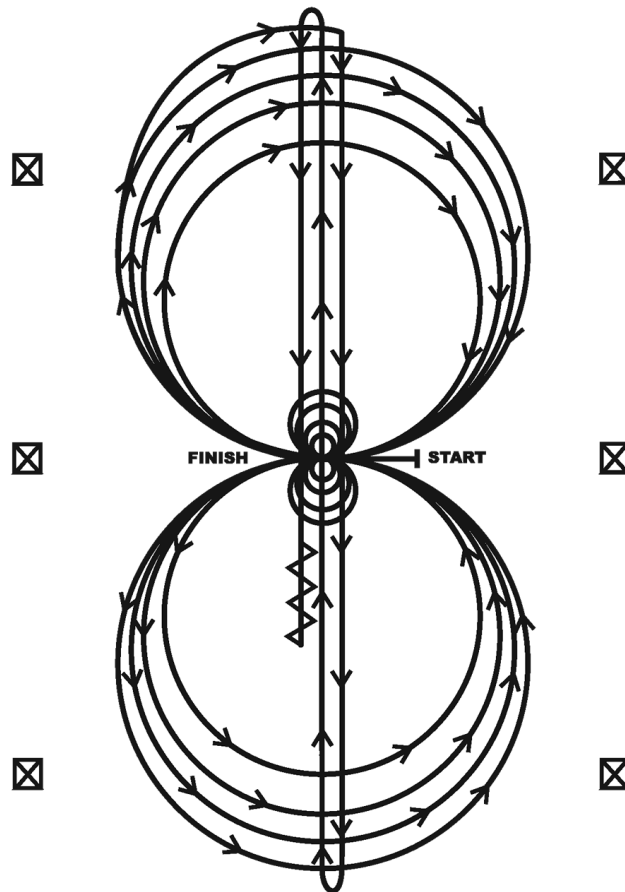


2023 Charles Tidmore Memorial

Reining-2nd Go (All Ages)

Show Date: 10-29-2023

REINING PATTERN 4



Horses may walk or jog to the center of the arena. Horses must walk or stop prior to starting pattern. Beginning at the center of the arena facing the left wall or fence.

1. Beginning on the right lead, complete three circles to the right: the first two large and fast; the third circle small and slow. Stop at the center of the arena. Hesitate.
2. Complete four spins to the right. Hesitate.
3. Beginning on the left lead, complete three circles to the left: the first two circles large and fast; the third circle small and slow. Stop at the center of the arena. Hesitate.
4. Complete four spins to the left. Hesitate.
5. Beginning on the right lead, run a large fast circle to the right, change leads at the center of the arena, run a large fast circle to the left, and change leads at the center of the arena. (Figure 8)
6. Continue around previous circle to the right. At the top of the circle, run down the middle to the far end of the arena past the end marker and do a right rollback—no hesitation.
7. Run up the middle to the opposite end of the arena past the end marker and do a left rollback—no hesitation.
8. Run past the center marker and do a sliding stop. Back up to the center of the arena or at least ten feet (three meters). Hesitate to demonstrate completion of the pattern.

[R/AQHAP-4]

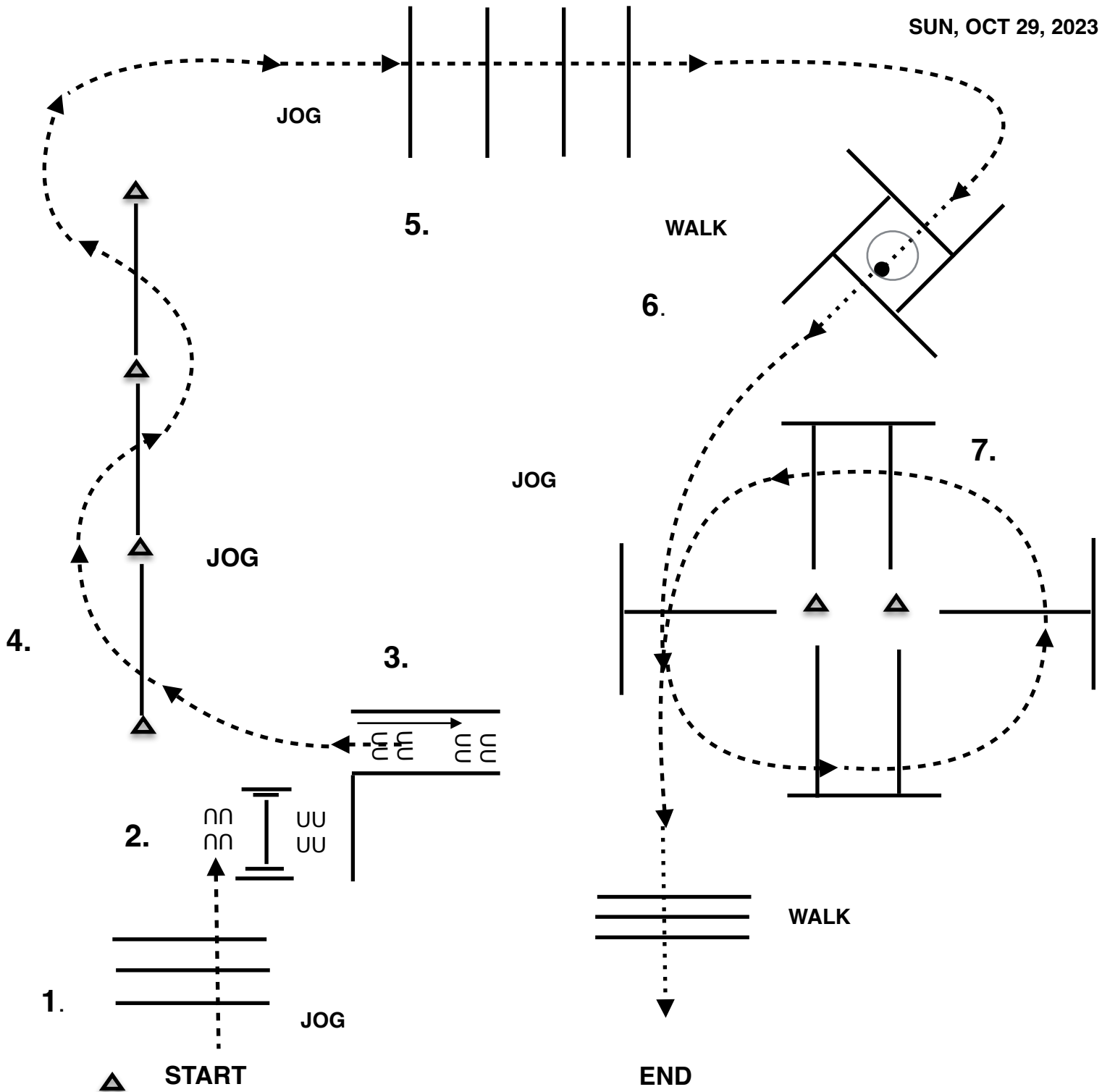
Pattern Provided by:

Judges

ALQHA CHARLES TIDMORE MEMORIAL FALL SHOW

SMALL FRY - L1 W/T - L1 W/T TRAIL

SUN, OCT 29, 2023




1. JOG OVER POLES TO GATE.
2. WORK RIGHT HAND GATE. OPEN GATE, WALK OVER POLE, CLOSE GATE
3. BACK INTO CHUTE.
4. JOG OUT OF CHUTE AND JOG OVER POLES AS SHOWN.
5. JOG OVER POLES.
6. STOP OR WALK INTO BOX. EXECUTE A 360 TURN EITHER DIRECTION. WALK OUT.
7. JOG OVER POLES AS SHOWN.
8. WALK OVER POLES TO END PATTERN



WALK

JOG

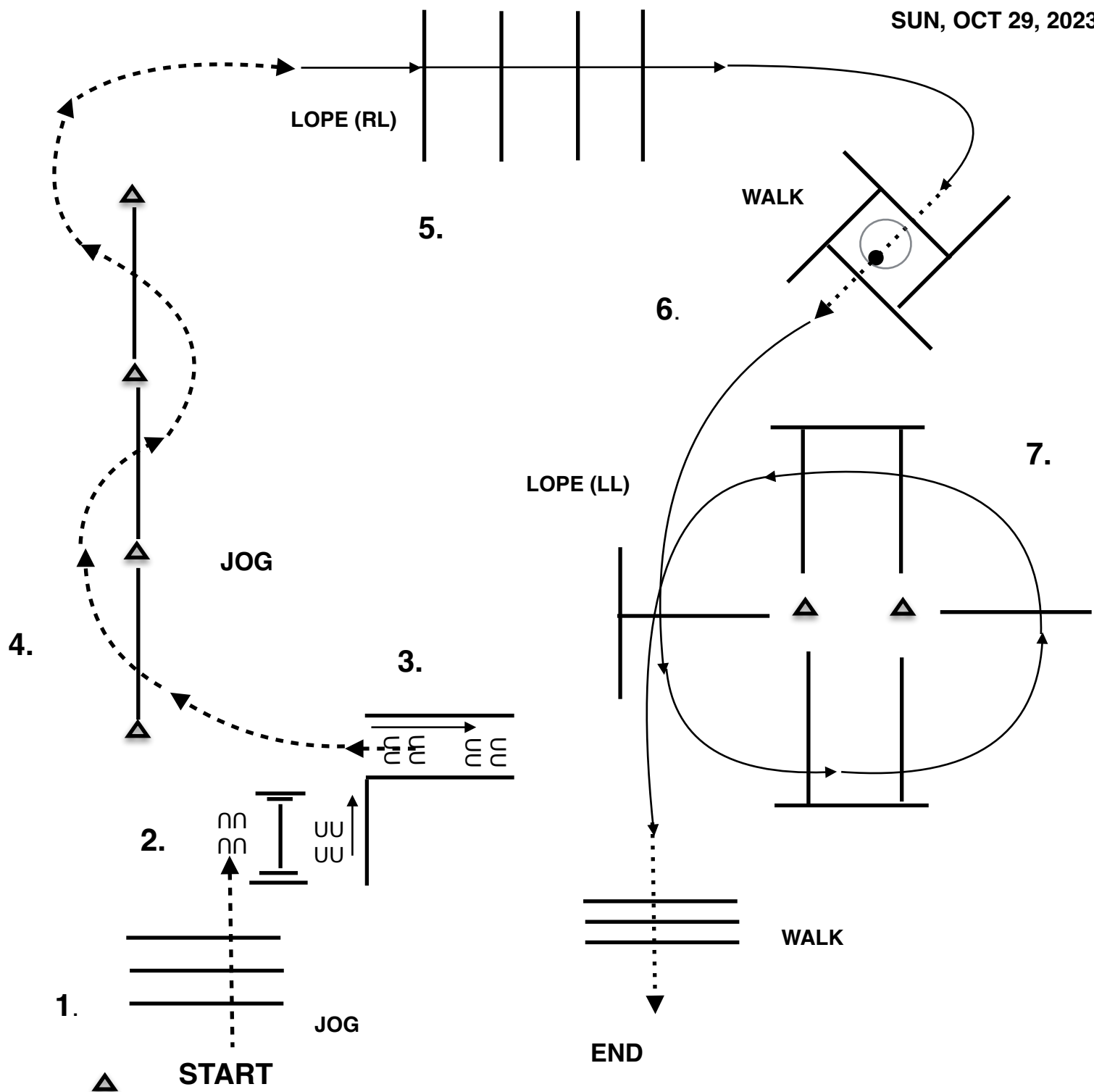
LOPE



ALQHA CHARLES TIDMORE MEMORIAL FALL SHOW - RAINSVILLE, AL

ALL TRAIL (EXCEPT SMALL FRY - L1 W/T - L1 W/T TRAIL)

SUN, OCT 29, 2023



1. JOG OVER POLES TO GATE.
2. WORK RIGHT HAND GATE. OPEN GATE, WALK OVER POLE, CLOSE GATE
3. BACK INTO CHUTE.
4. JOG OUT OF CHUTE AND JOG OVER POLES AS SHOWN.
5. LOPE RIGHT LEAD OVER POLES.
6. STOP OR WALK INTO BOX. EXECUTE A 360 TURN EITHER DIRECTION. WALK OUT.
7. LOPE LEFT LEAD OVER POLES AS SHOWN.
8. WALK OVER POLES TO END PATTERN.



WALK

JOG

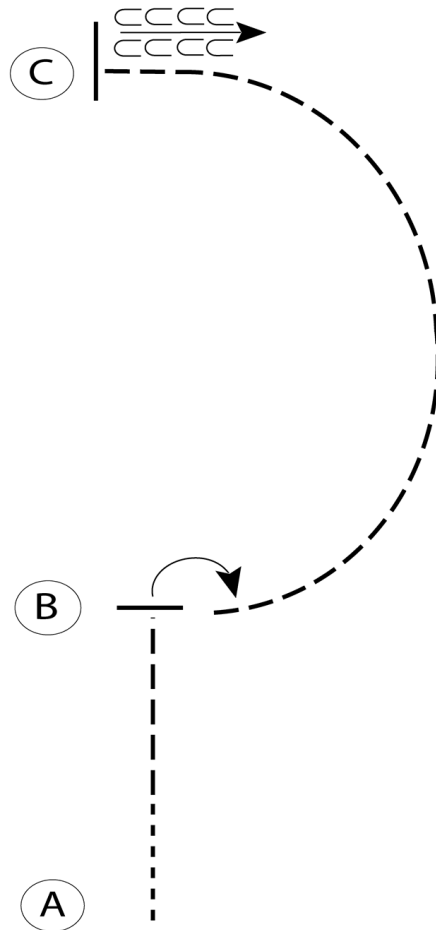
LOPE

.....

2023 Charles Tidmore Memorial

Western Horsemanship (All Walk Trot and Small Fry Horsemanship)

Show Date: 10-29-2023



1. Be ready at A
2. Walk four steps from A.
3. Jog to B and stop.
4. Perform a 90 degree turn to the right on the hindquarters.
5. Jog a half circle to C.
6. At C stop and back four steps.

Walk	-----
Jog	- - - - -
Extended Jog	- - - - -
Lope	=====
Leg Yield	
Lead Change	— / —
Back	← C C C C
Marker	(B)
Sidepass	←-----→

[WH/WT-16]

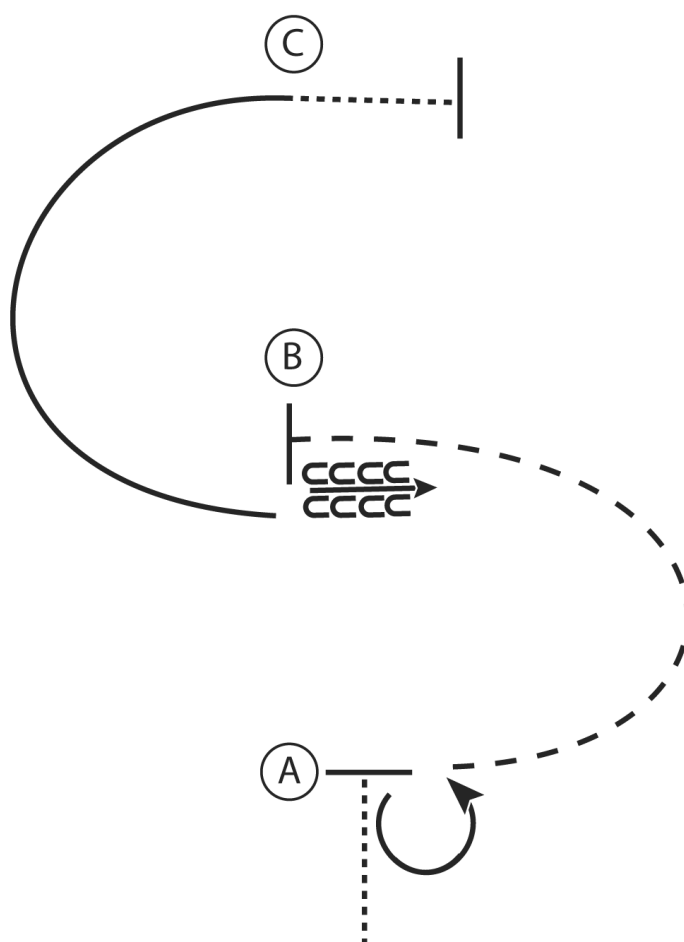
Pattern Provided by:

Judges

2023 Charles Tidmore Memorial

Western Horsemanship (All Level 1 and All Breed)

Show Date: 10-29-2023



1. Walk to A
2. Stop at A and perform a 270 degree turn to the left
3. Jog a half circle to B
4. Stop at B and back 3 steps
5. Lope a half circle to C on the left lead
6. At C walk 5 steps and stop

Walk
Jog	-----
Extended Jog	— — —
Lope	————
Leg Yield	
Lead Change	
Back	
Marker	(B)
Sidepass	

[WH/2-29]

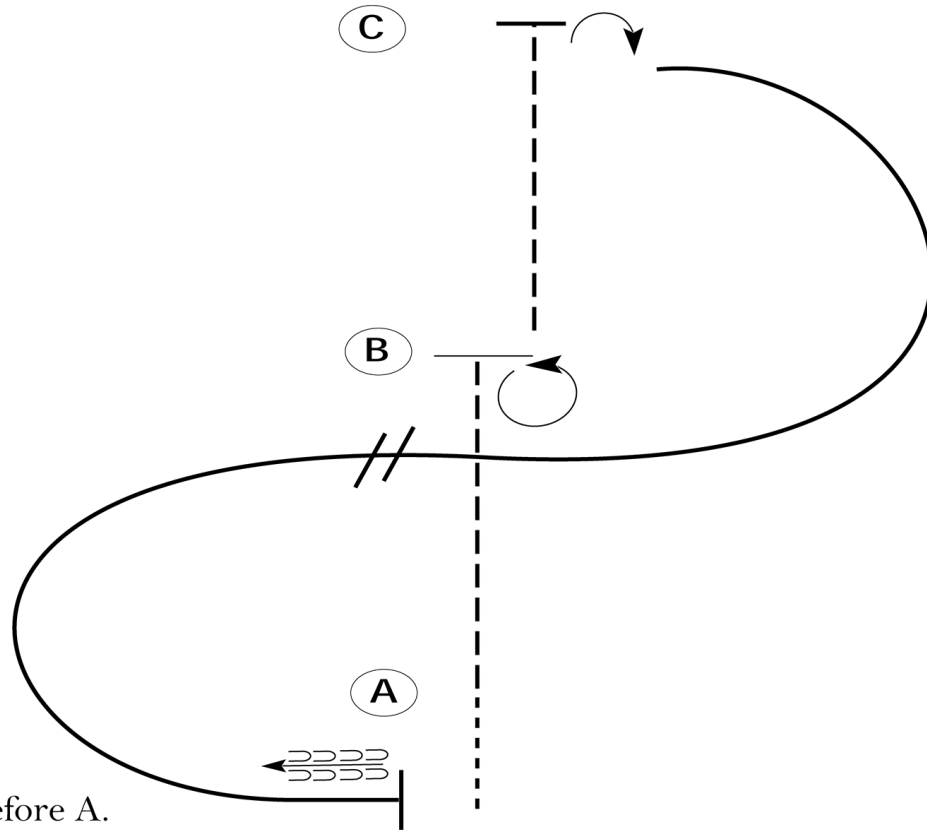
Pattern Provided by:

Judges

2023 Charles Tidmore Memorial

Western Horsemanship (Youth, Select, Amateur)

Show Date: 10-29-2023



Be ready before A.

1. Walk to A.
2. Jog A to B.
3. Stop at B and perform a 360 degree turn to the left.
4. Perform an extended jog from B to C.
5. Stop at C and turn 90 degrees to the right.
6. Lope a half circle to B on the right lead.
7. At B perform a flying lead change and lope a half circle to A on the left lead. **Or simple lead change**
8. Stop at A and back approximately one horse length.

Follow the instructions of your ring steward.

Walk	-----
Jog	- - - - -
Extended Jog	— — — —
Lope	—————
Leg Yield	
Lead Change	— / —
Back	← ← ← ← ←
Marker	(B)
Sidepass	← — — — — →

[WH/3-30]

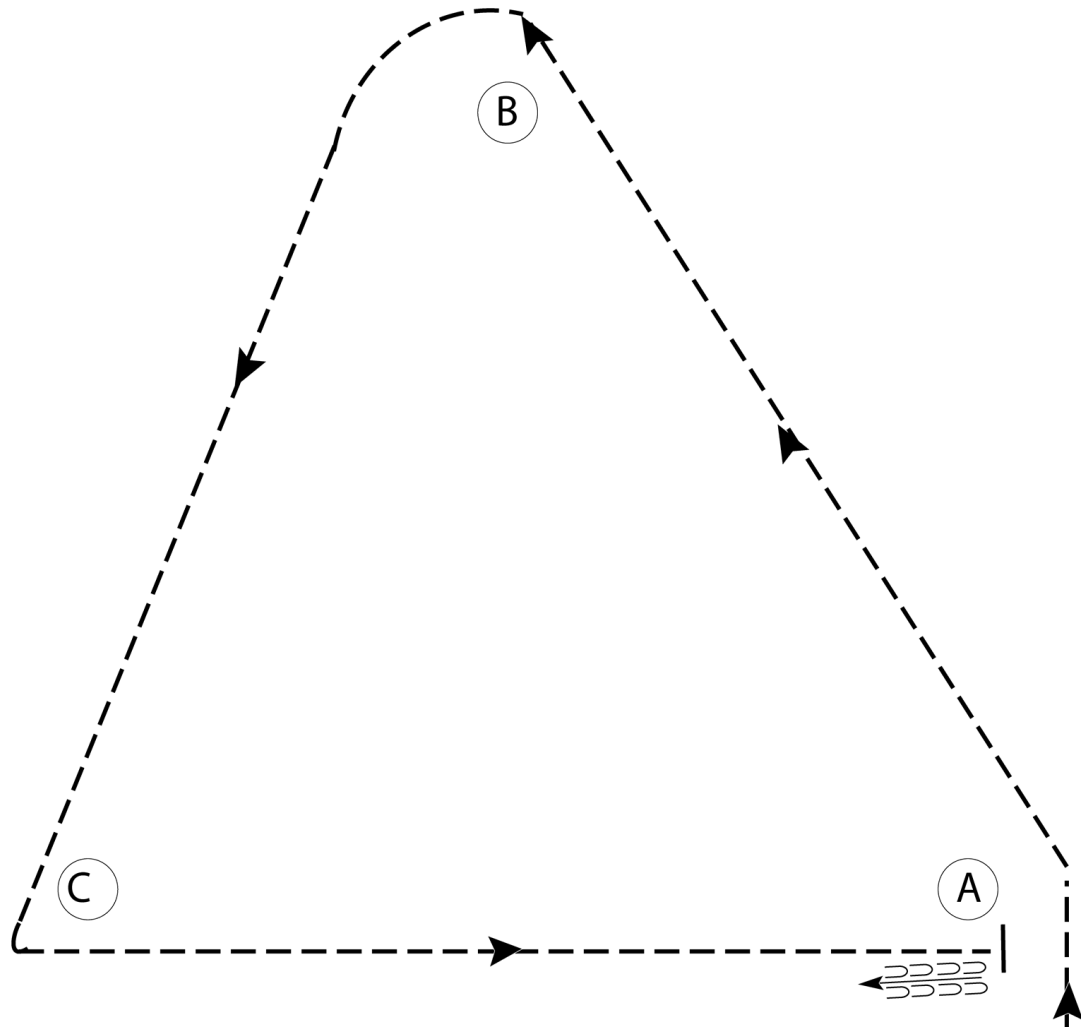
Pattern Provided by:

Judges

2023 Charles Tidmore Memorial

Hunt Seat Equitation (Small Fry and Walk Trot)

Show Date: 10-29-2023



Be ready before A.

1. Sitting trot to A.
2. Trot on the right diagonal from A to B.
3. Sitting trot from B to C.
4. Posting trot on the left diagonal from C to A.
5. Halt at A and back approximately one horse length.
6. Follow the instructions of your ring steward.

Walk	-----
Trot	- - - - -
Extended Trot	=====
Canter	
Leg Yield	
Lead/ Diag Change	
Back	←←←←←
Marker	⊙
Sidepass	←-----→
Hand Gallop	=====

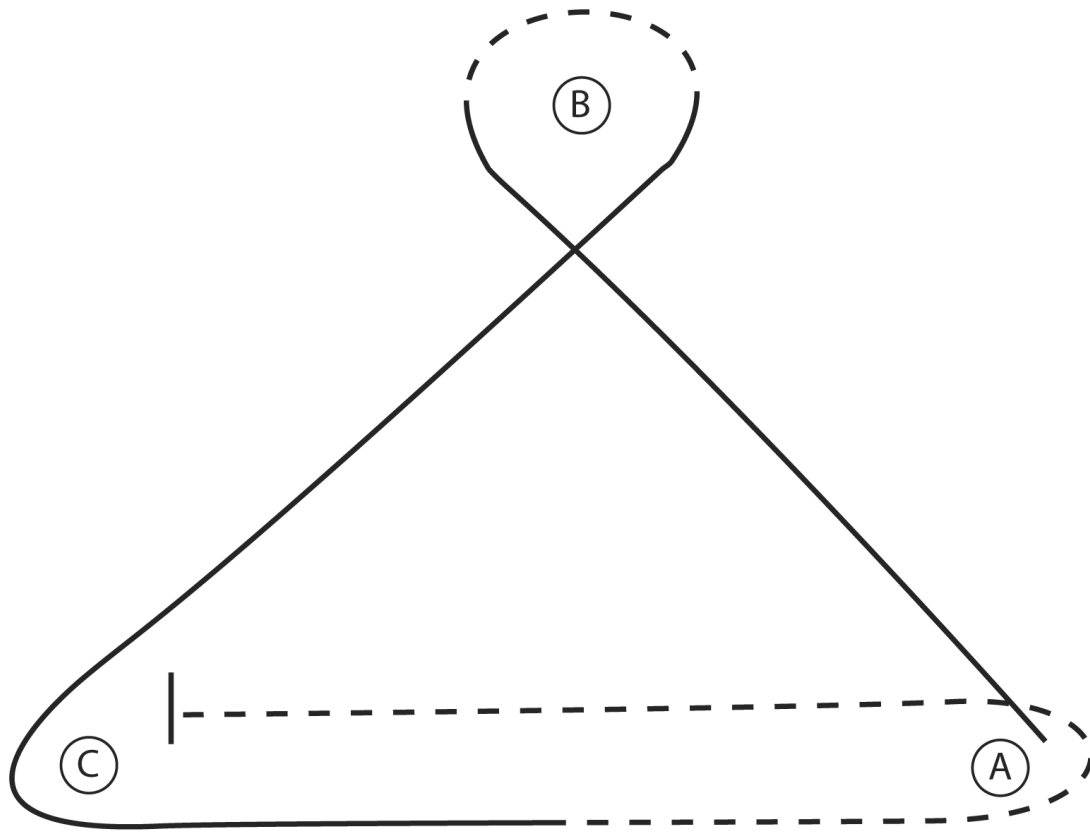
[HSE/WT-54]

Pattern Provided by:
Judges

2023 Charles Tidmore Memorial

Hunt Seat Equitation (All Level 1 and All Breed)

Show Date: 10-29-2023



1. Canter on the right lead A to B
2. At B posting trot around B
3. At B canter on the left lead to and around C and continue towards A
4. Halfway to A posting trot on the right diagonal to and around A and continue towards C
5. Halfway to C sit the trot
6. Stop at C

Walk
Trot	-----
Extended Trot	-----
Canter	=====
Leg Yield	
Lead Change	↗↘
Back	←←←←←
Marker	(B)
Sidepass	←←←←←

[HSE/2-4]

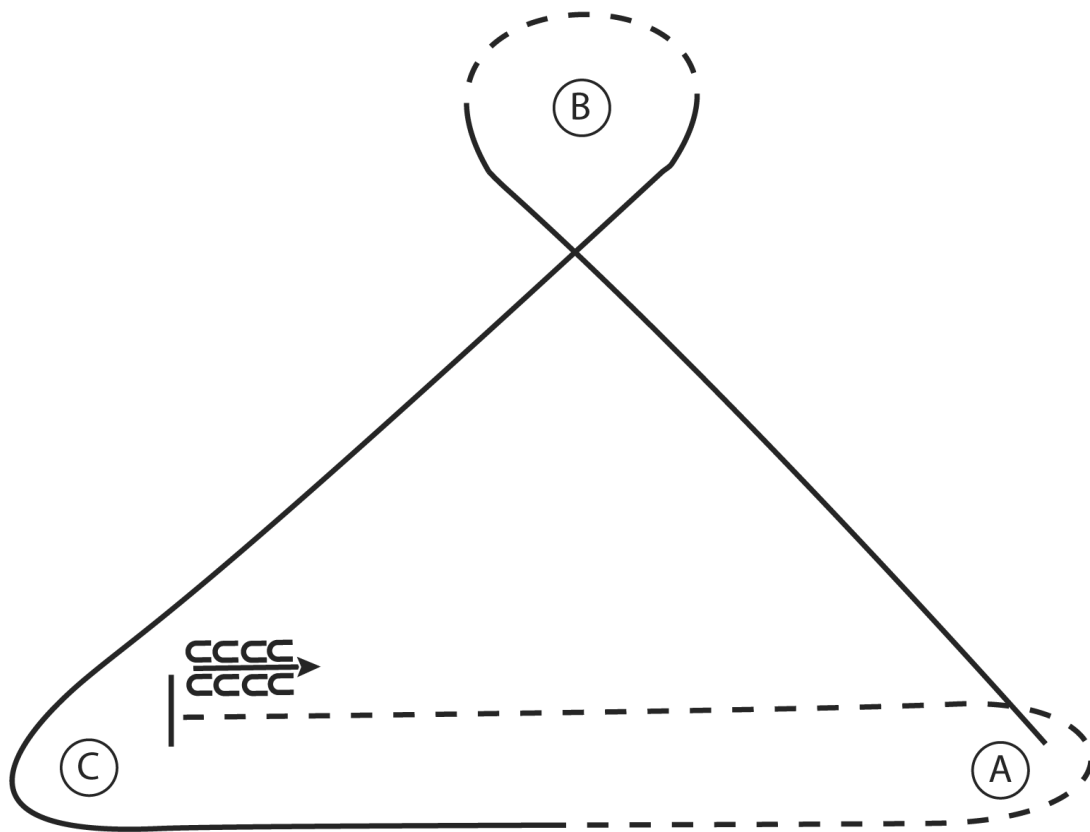
Pattern Provided by:

Judges

2023 Charles Tidmore Memorial

Hunt Seat Equitation (Youth, Select, Amateur)

Show Date: 10-29-2023



1. Canter on the right lead A to B
2. At B posting trot around B
3. At B canter on the left lead to and around C and continue towards A
4. Halfway to A posting trot on the right diagonal to and around A and continue towards C
5. Halfway to C sit the trot
6. Stop at C and back 4 steps

Walk
Trot	-----
Extended Trot	-----
Canter	=====
Leg Yield	
Lead Change	↗↘
Back	←←←←
Marker	(B)
Sidepass	←←←←

[HSE/3-5]

Pattern Provided by:

Judges