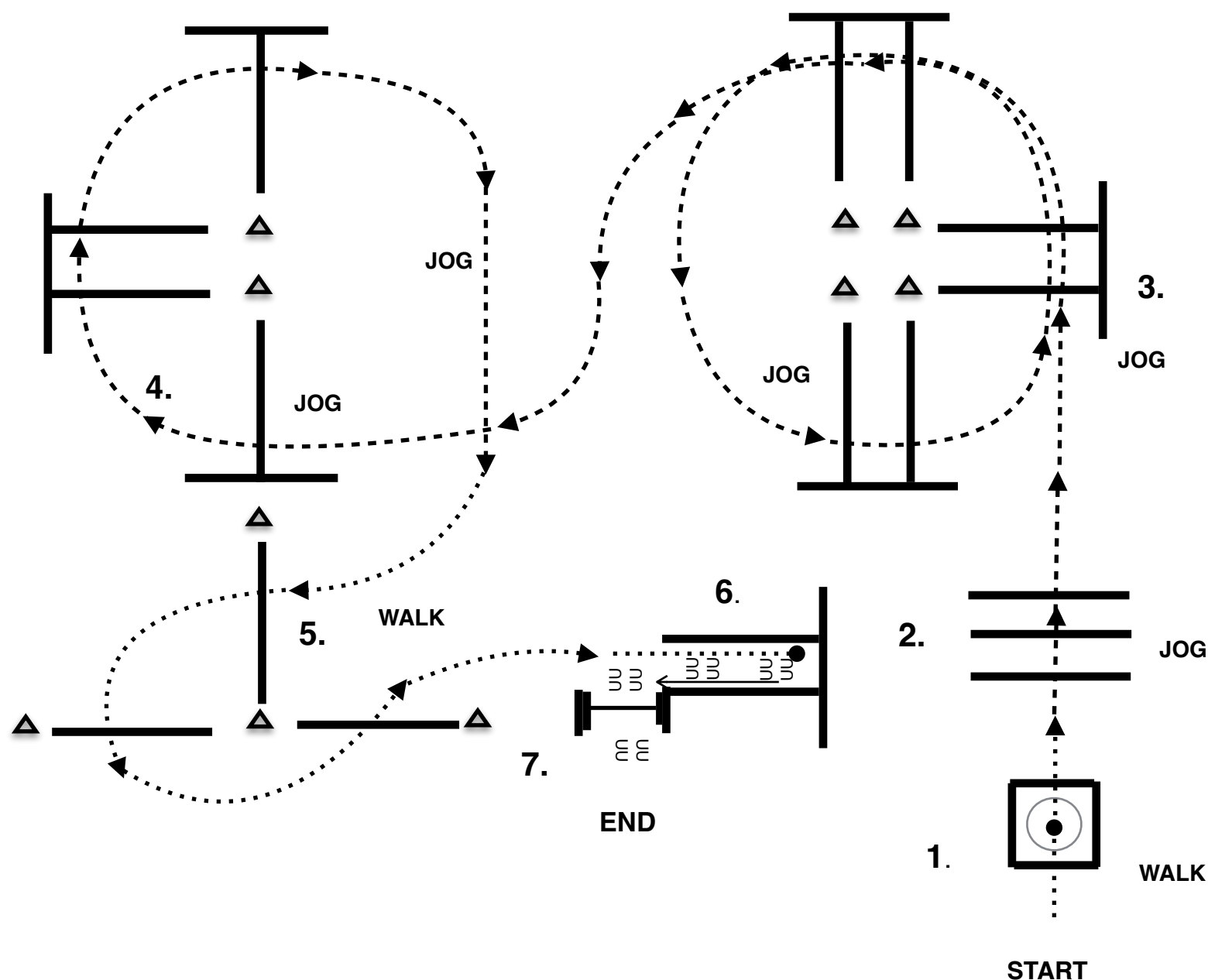


ALQHA SUMMER PALOOZA - Rainsville, AL

ALL TRAIL (EXCEPT SMALL FRY - NA W/T - NY W/T TRAIL)

FRIDAY - AUGUST 4, 2023



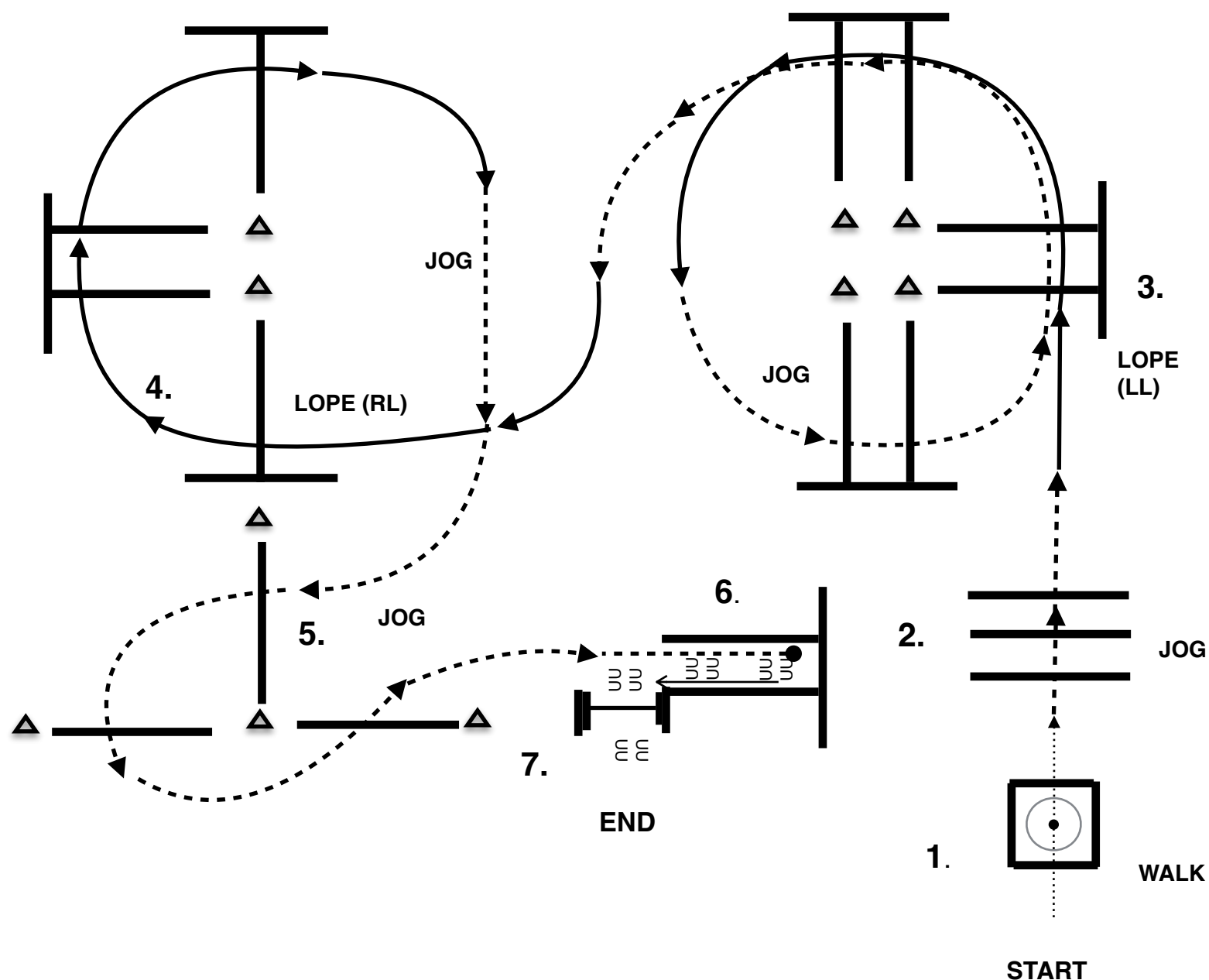
1. Begin **Walk** into the Box. Turn either direction. Walk out.
2. **Jog** over poles.
3. **Jog** over 4 poles, then **Jog** over 6 poles as shown.
4. **Jog** over 4 poles as shown.
5. **Walk** over poles and into chute.
6. **Back** out of chute.
7. **Work Right Hand Gate To End Pattern. NO GATE FOR SMALL FRY**

WALK
JOG	-----
LOPE	————

ALQHA SUMMER PALOOZA - Rainsville, AL

ALL TRAIL (EXCEPT SMALL FRY - NA W/T - NY W/T TRAIL)

FRIDAY - AUGUST 4, 2023



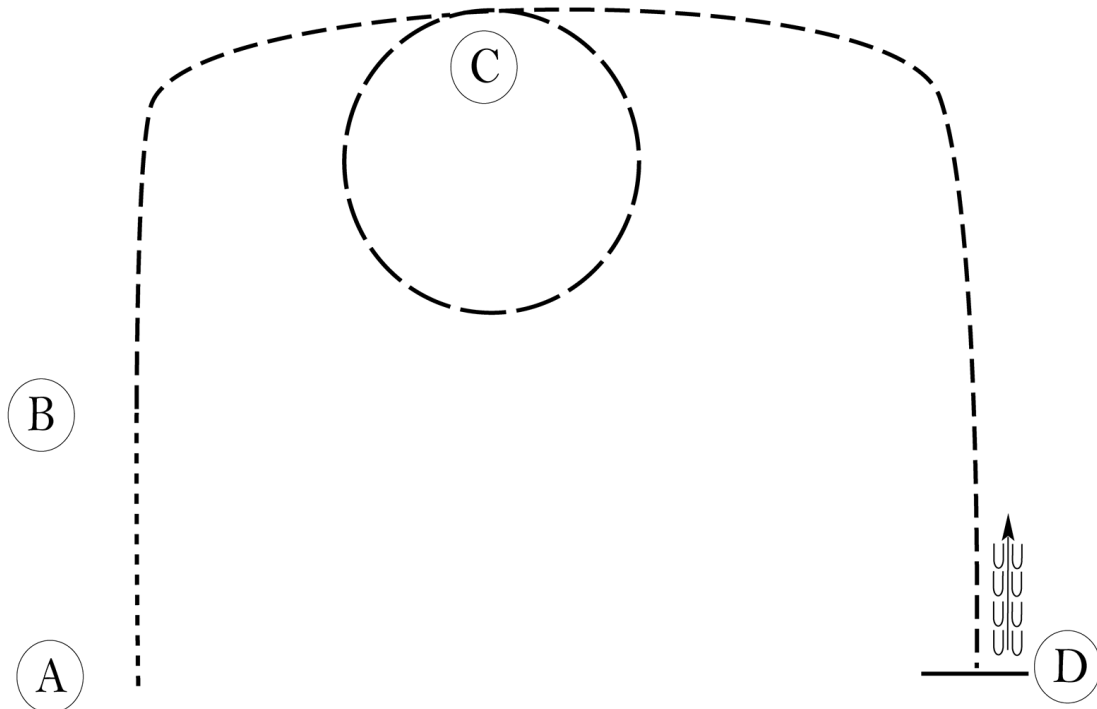
1. Begin **Walk** into the Box. Turn either direction. Walk out.
2. **Jog** over poles.
3. **Lope Left Lead** over 4 poles, then **Jog** over 6 poles as shown.
4. **Lope Right Lead** over 4 poles as shown.
5. **Jog** over poles and into chute.
6. **Back** out of chute.
7. **Work Right Hand Gate** To End Pattern.

WALK
JOG	-----
LOPE	————

2023 Summer Palooza

Western Horsemanship (Small Fry and Walk Trot)

Show Date: 08-04-06-2023



Be ready at A.

1. Walk to B.
2. Jog from B to C.
3. Perform an extended jog circle to the right at C.
4. Slow to a jog and jog to D.
5. Stop at D and back approximately one horse length.

Follow the instructions of your ring steward.

Walk	-----
Jog	- - - - -
Extended Jog	— — — —
Lope	—————
Leg Yield	
Lead Change	— / —
Back	← — — —
Marker	⊙ B
Sidepass	← — — — →

[WH/WT-33]

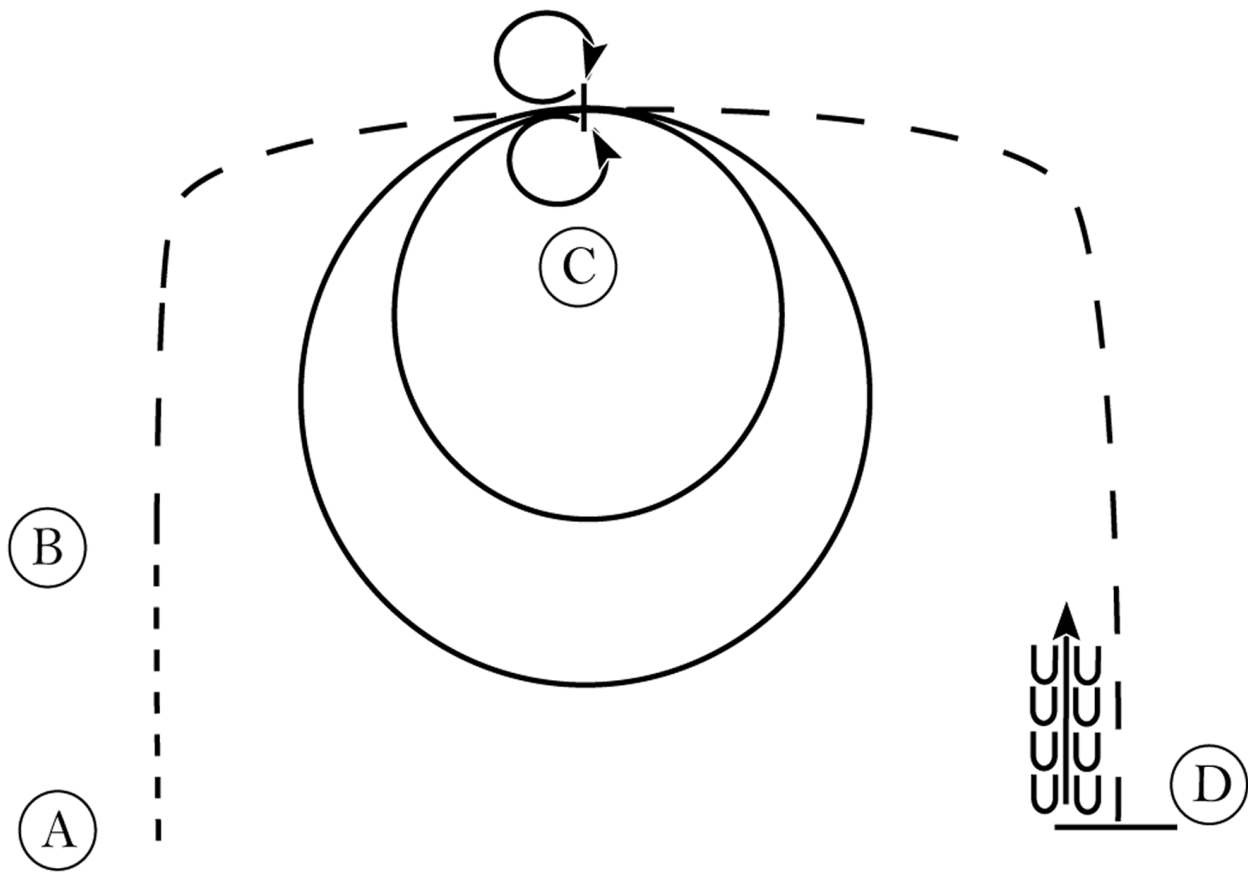
Pattern Provided by:

Judges

2023 Summer Palooza

Western Horsemanship (Youth, Select, Amateur)

Show Date: 08-04-06-2023



1. Jog A to B
2. At B extend the jog to C
3. Stop at C and perform a 360 degree turn to the left
4. Lope a small, slow circle around C on the left lead
5. Stop at C and perform a 360 degree turn to the right
6. Lope a circle with speed around C on the right lead
7. At C extend the jog to D
8. Stop at D and back approximately one horse length.

Walk
Jog	-----
Extended Jog	-----
Lope	—————
Leg Yield	
Lead Change	↗↘
Back	←←←←←
Marker	⊙
Sidepass	←←←←←

[WH/3-15]

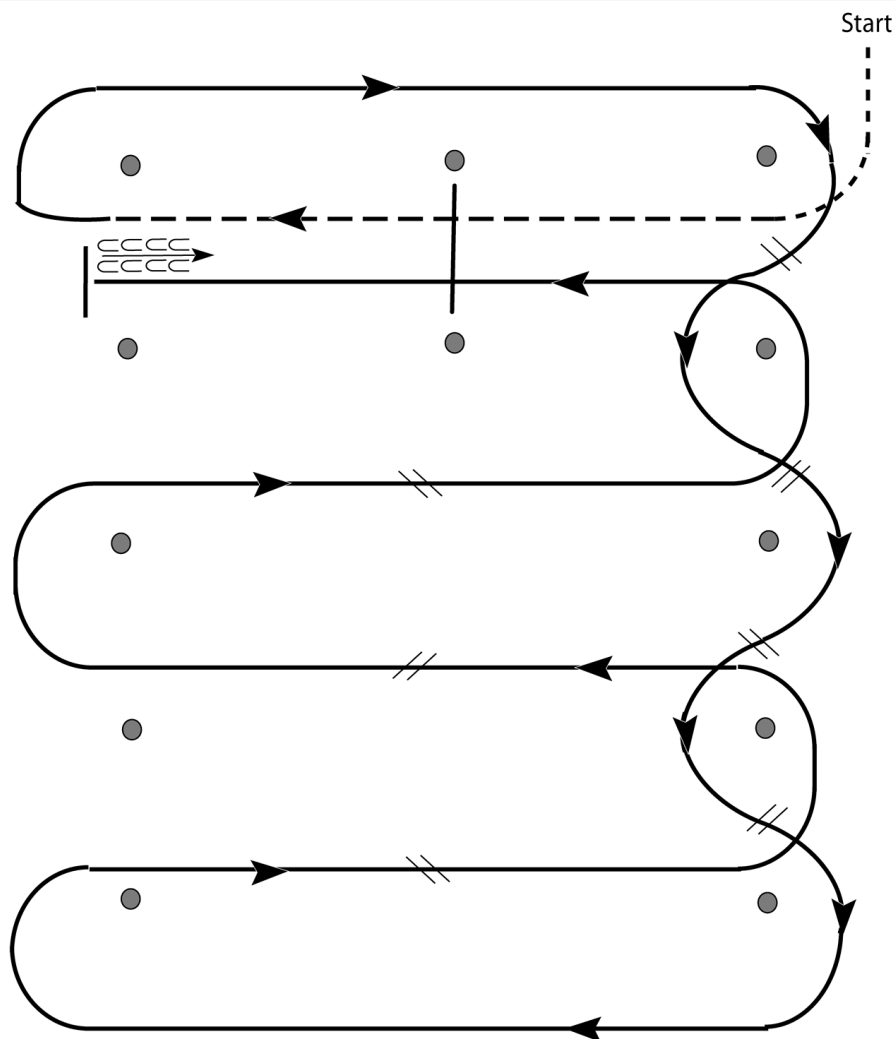
Pattern Provided by:

Judges

2023 Summer Palooza

Western Riding (Western Riding-Youth, Amateur, Open)

Show Date: 08-04-06-2023



1. Walk, transition to jog, jog over log.
2. Transition to right.
3. First line change.
4. Second line change.
5. Third line change.
6. Fourth line change.
7. First crossing change.
8. Second crossing change.
9. Third crossing change.
10. Lope over log.
11. Lope, stop and back.

[WR/OP-4]

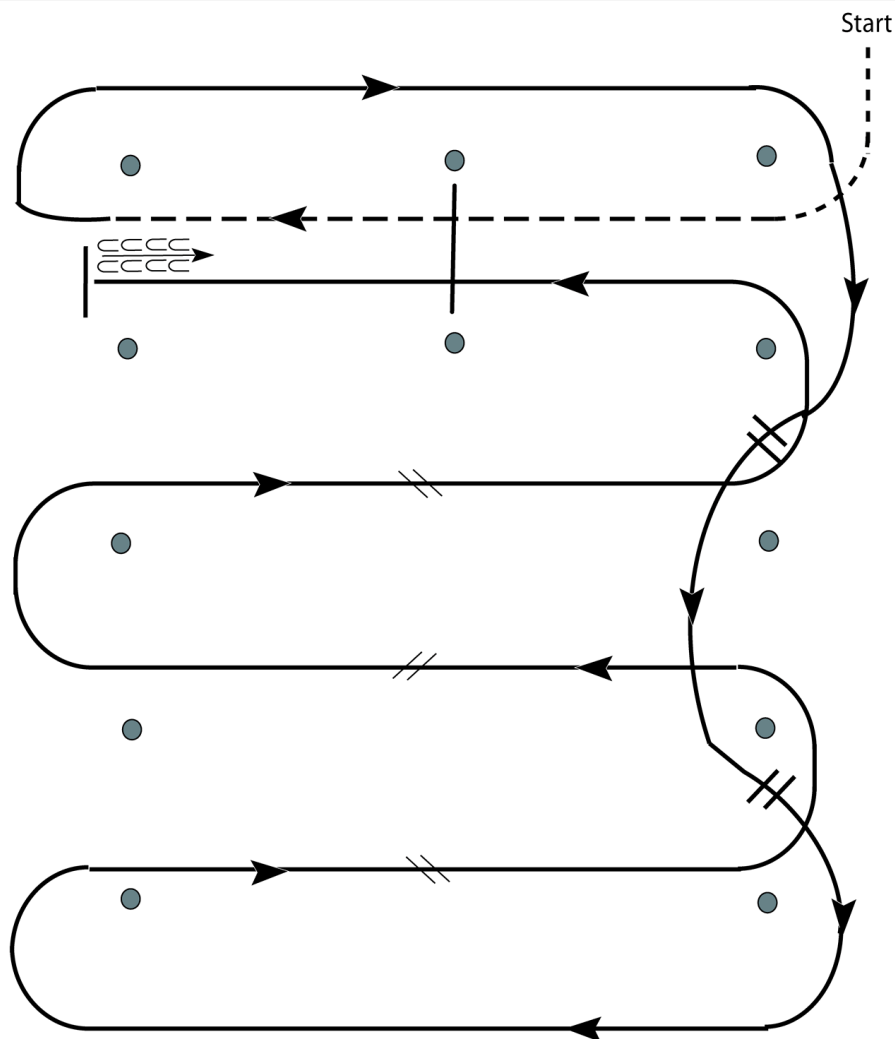
Pattern Provided by:

Judges

2023 Summer Palooza

Western Riding 1st Go (Level 1 Western Riding)

Show Date: 08-04-06-2023



1. Walk, transition to jog, jog over log.
2. Transition to right lead and lope around end.
3. First line change.
4. Second line change. Lope around end of arena.
5. First crossing change.
6. Second crossing change.
7. Third crossing change.
8. Lope over log.
9. Lope, stop and back.

[WR/GP-4]

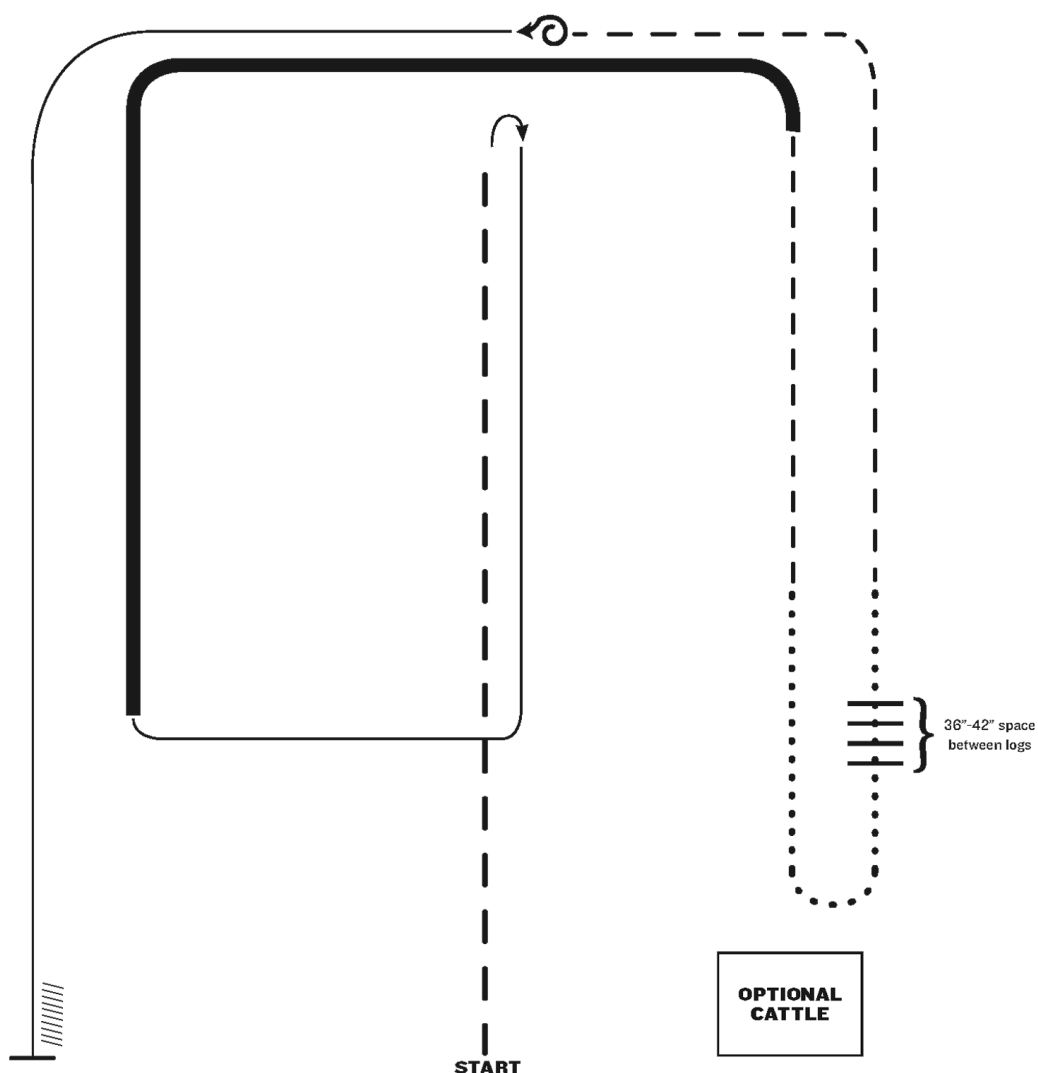
Pattern Provided by:

Judges

2023 Summer Palooza

Ranch Riding (All Ranch Riding Classes-Friday)

Show Date: 08-04-06-2023



1. Extended trot
2. Stop, rollback right
3. Lope right lead
4. Extended lope (right lead)
5. Trot
6. Walk
7. Walk over logs
8. Walk
9. Trot
10. Stop, 360 left
11. Lope left lead
12. Stop and back

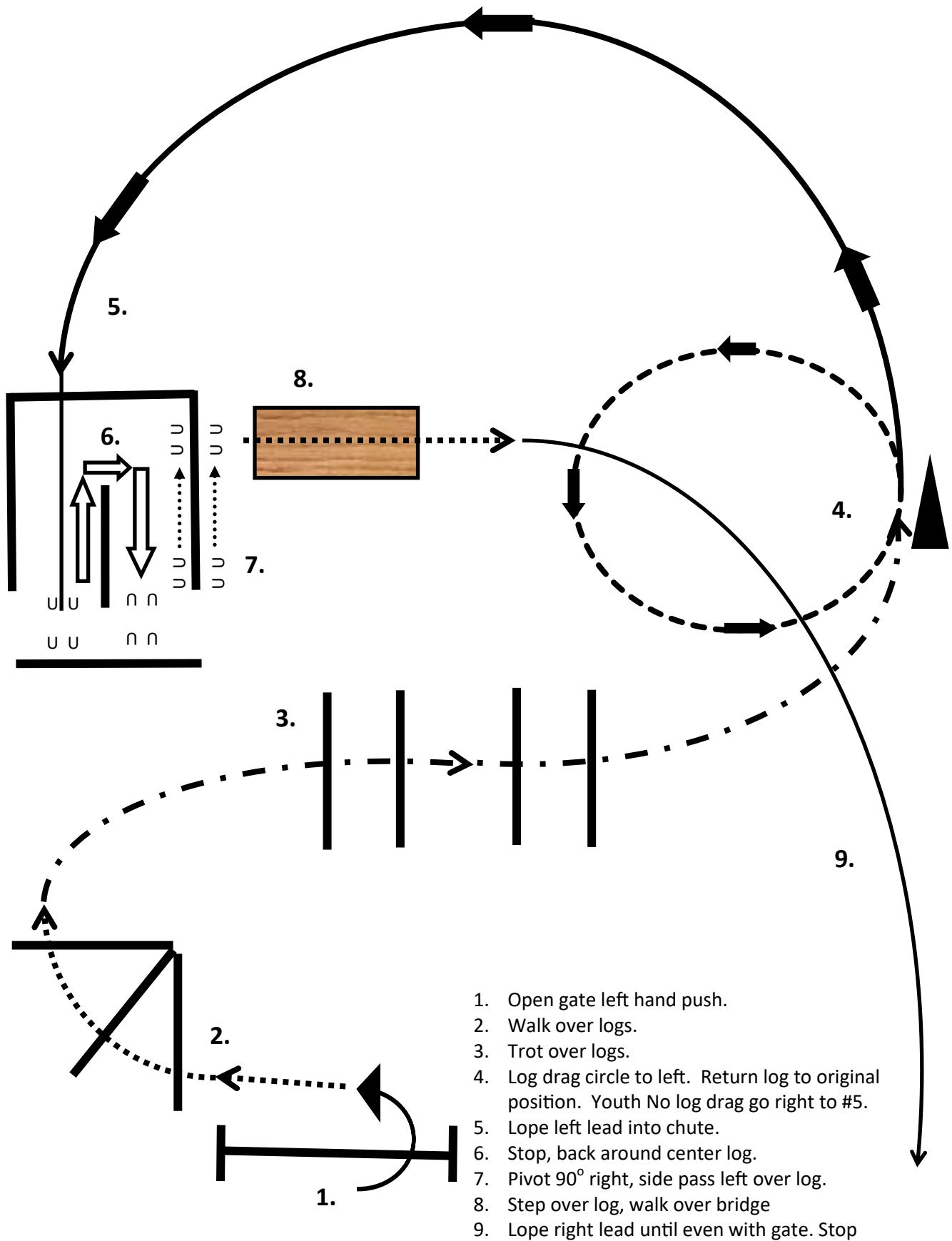
Note: The drawn description of this pattern is only intended for the general depiction of the pattern. Exhibitors should utilize the arena space to best exhibit their horses.

[RR/AQHA-15]

Pattern Provided by:

Judges

ALQHA Summer Palooza August 4th

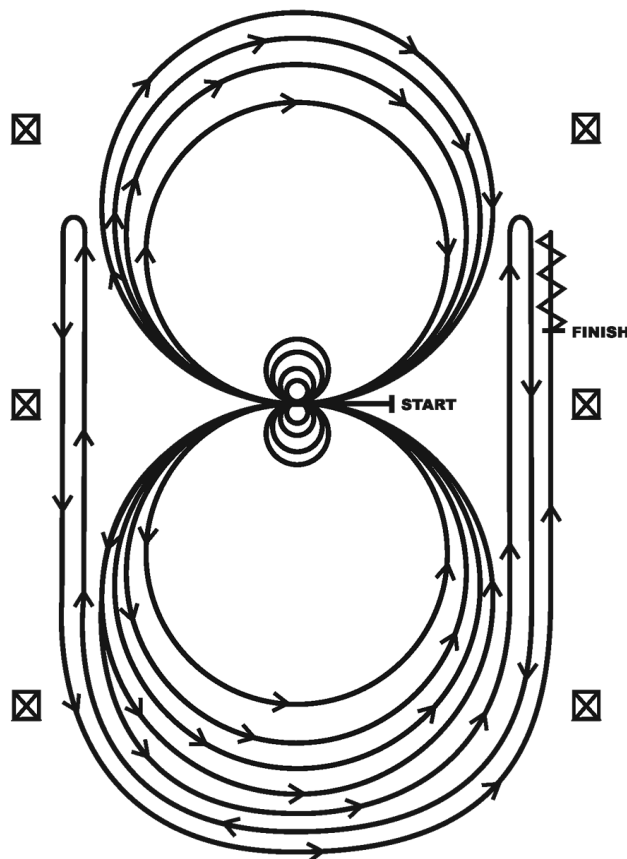


2023 Summer Palooza

Reining (All Reining-Friday)

Show Date: 08-04-06-2023

REINING PATTERN 5



Horses may walk or jog to the center of arena. Horses must walk or stop prior to starting pattern. Beginning at the center of the arena facing the left wall or fence.

1. Beginning on the left lead, complete three circles to the left: the first two circles large and fast; the third circle small and slow. Stop at the center of the arena. Hesitate.
2. Complete four spins to the left. Hesitate.
3. Beginning on the right lead, complete three circles to the right: the first two circles large and fast; the third circle small and slow. Stop at the center of the arena. Hesitate.
4. Complete four spins to the right. Hesitate.
5. Beginning on the left lead, run a large fast circle to the left, change leads at the center of the arena, run a large fast circle to the right, and change leads at the center of the arena. (Figure 8)
6. Continue around previous circle to the left but do not close this circle. Run up the right side of the arena past the center marker and do a right rollback at least twenty feet (six meters) from the wall or fence—no hesitation.
7. Continue around previous circle but do not close this circle. Run up the left side of the arena past the center marker and do a left rollback at least twenty feet (six meters) from the wall or fence—no hesitation.
8. Continue back around previous circle but do not close this circle. Run up the right side of the arena past the center marker and do a sliding stop at least twenty feet (six meters) from the wall or fence. Back up at least ten feet (three meters). Hesitate to demonstrate completion of the pattern.

[R/AQHAP-5]

Pattern Provided by:

Judges

2023 Summer Palooza

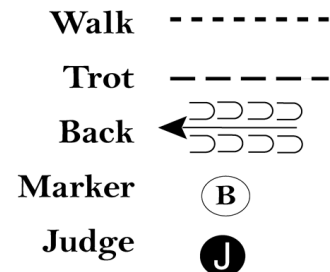
Showmanship (Small Fry)

Show Date: 08-04-06-2023

Be ready at A.

1. Trot from A to and around B.
2. Walk to Judge, stop and set up for inspection.
3. When dismissed, perform a 1/4 turn.
4. Exit at a walk.

Follow the instructions of your ring steward.



[S/WT-38]

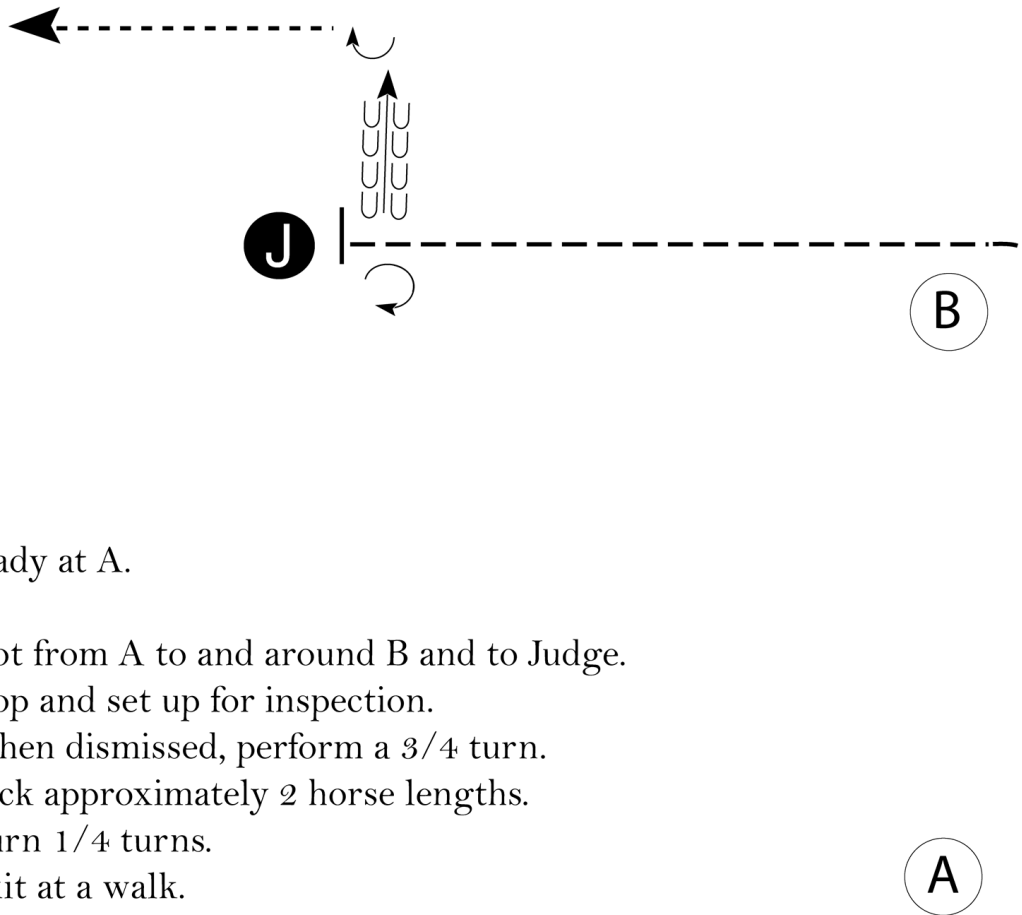
Pattern Provided by:

Judges

2023 Summer Palooza

Showmanship (All Level 1)

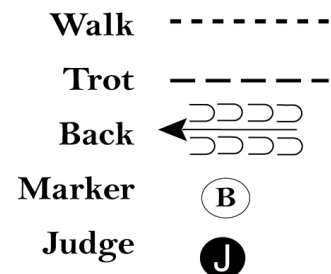
Show Date: 08-04-06-2023



Be ready at A.

1. Trot from A to and around B and to Judge.
2. Stop and set up for inspection.
3. When dismissed, perform a $3/4$ turn.
4. Back approximately 2 horse lengths.
5. Turn $1/4$ turns.
6. Exit at a walk.

Follow the instructions of your ring steward.



[S/2-38]

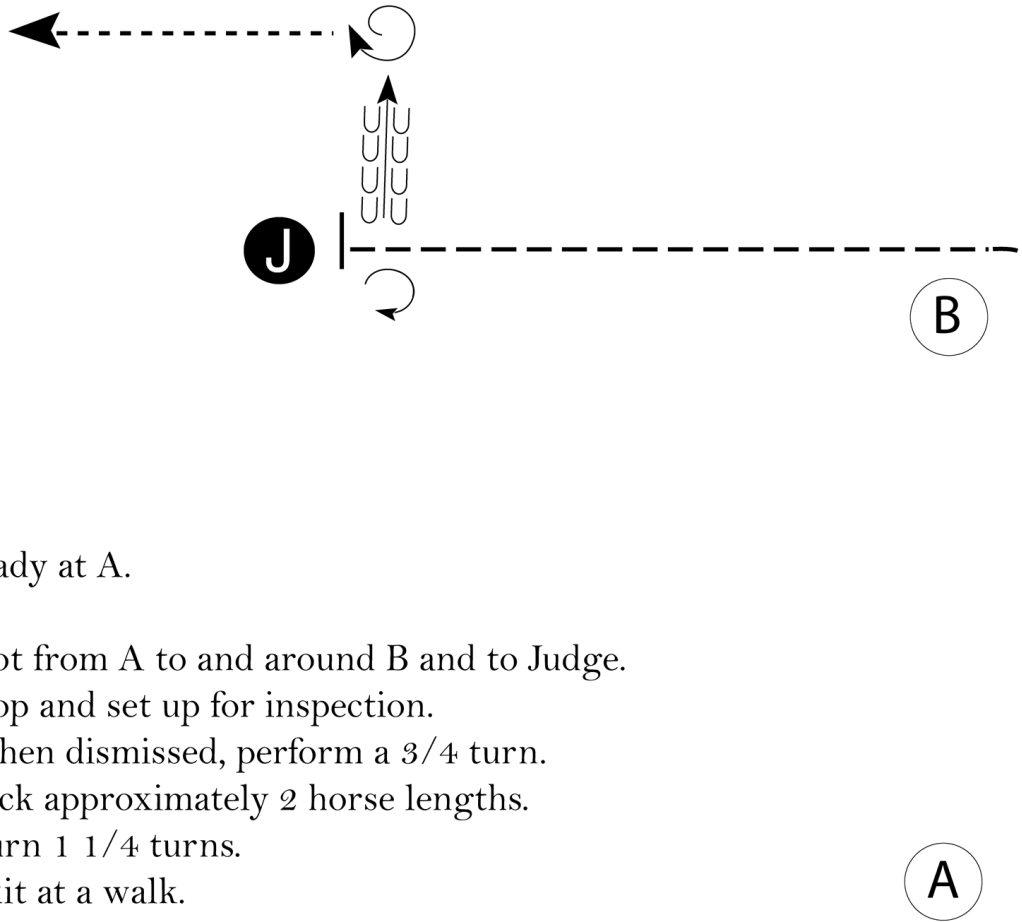
Pattern Provided by:

Judges

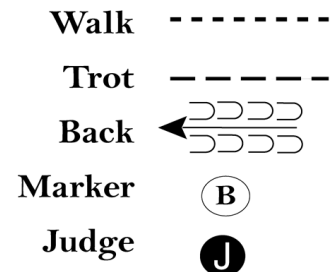
2023 Summer Palooza

Showmanship (Youth, Select, Amateur)

Show Date: 08-04-06-2023



Follow the instructions of your ring steward.



[S/3-38]

Pattern Provided by:

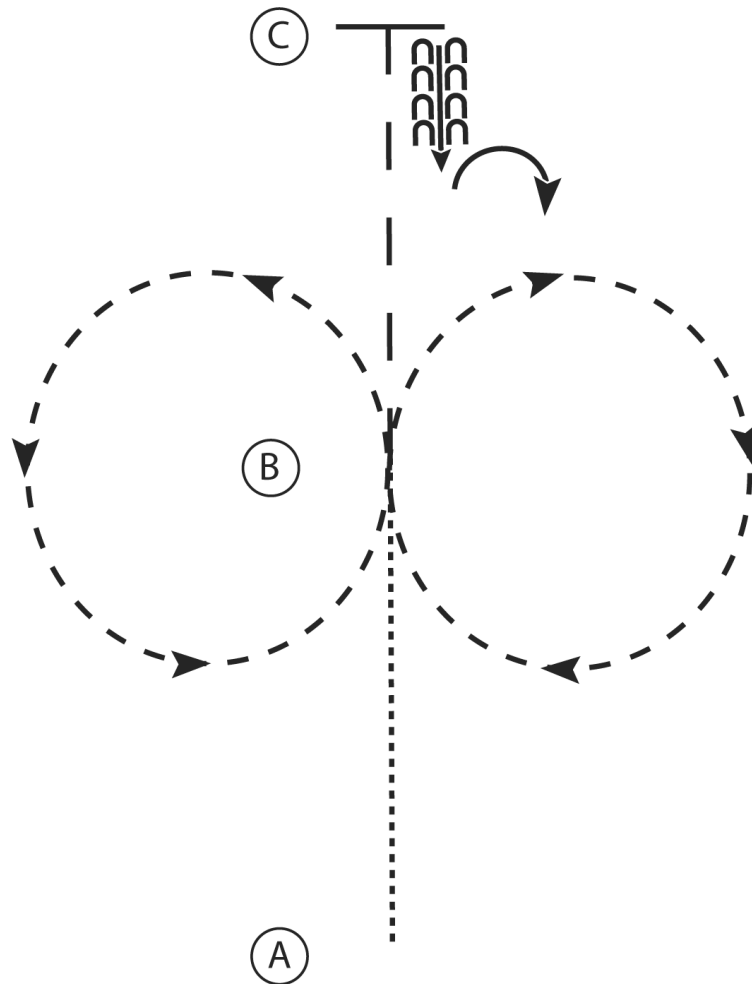
Judges

2023 Summer Palooza

Hunt Seat Equitation (Walk Trot Classes)

Show Date: 08-04-06-2023

1. Walk A to B
2. Sitting trot circle to the right
3. Posting trot circle to the left
4. At B extend the trot to C
5. Stop at C and back 4 steps
6. Perform a 90 degree turn to the right



Walk
Trot	-----
Extended Trot	-----
Canter	=====
Leg Yield	
Lead Change	↖↗
Back	←←←←
Marker	(B)
Sidepass	←-----→

[HSE/WT-1]

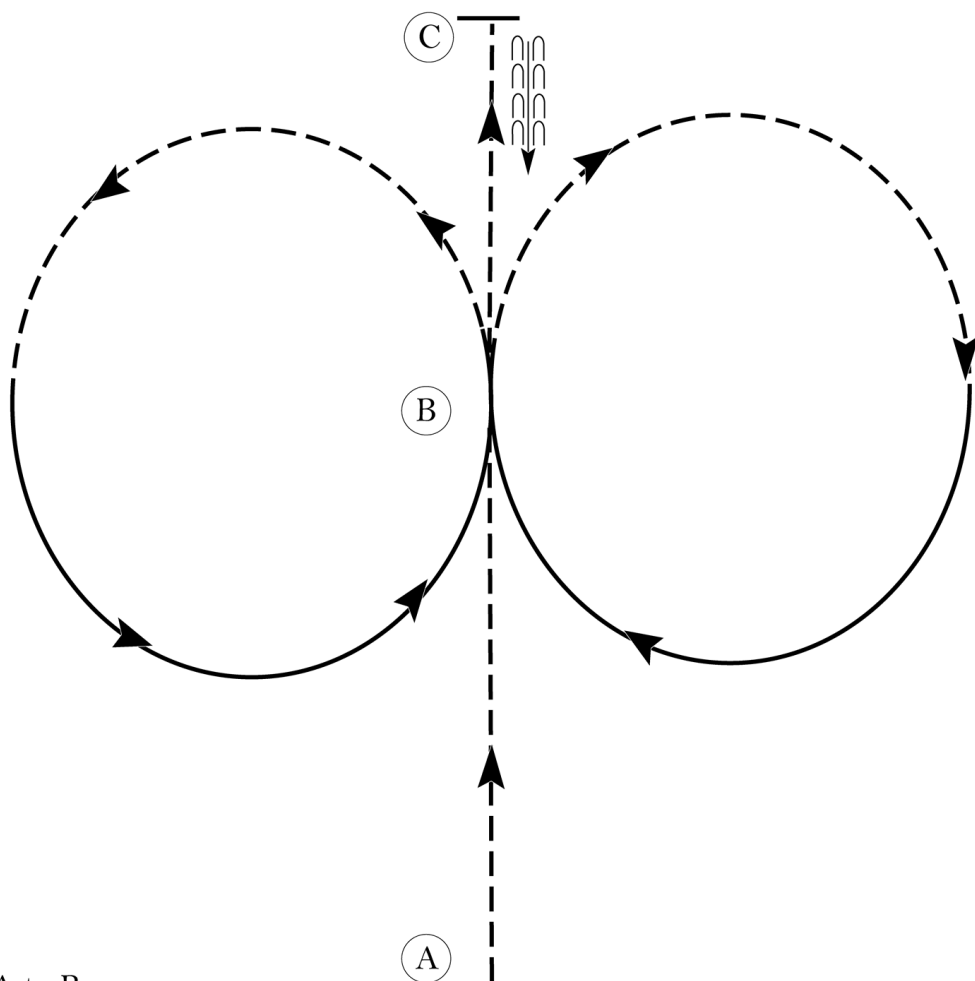
Pattern Provided by:

Judges

2023 Summer Palooza

Hunt Seat Equitation (All Level 1)

Show Date: 08-04-06-2023



1. Sitting trot A to B
2. At B posting trot on the left diagonal in a half circle.
3. Canter on the right lead back to B. .
4. Posting trot on the right diagonal in a half circle.
5. Canter on the left lead back to B.
6. Sitting trot to C.
7. Stop at C and back approximately one horse length.

Exit at a sitting trot.

Walk
Trot	- - - - -
Extended Trot	- - - - -
Canter	—————
Leg Yield	
Lead Change	///
Back	←←←←←
Marker	(B)
Sidepass	←←
Hand Gallop	—————

[HSE/2-21]

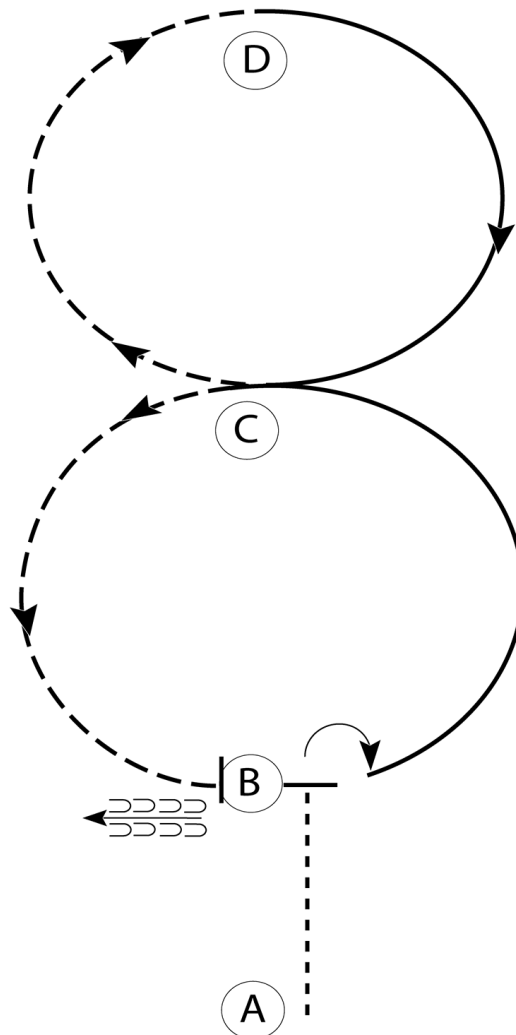
Pattern Provided by:

Judges

2023 Summer Palooza

Hunt Seat Equitation (Youth, Select, Amateur)

Show Date: 08-04-06-2023



Be ready at A.

1. Walk to B.
2. Stop at B and perform a 90 degree turn to the right on the forehand.
3. Canter on the left lead to C.
4. Posting trot from C to D.
5. Canter on the right lead from D to C.
6. Posting trot from C to B.
7. Stop at B and back one horse length.

Follow the instructions of your ring steward.

Walk	-----
Trot	- - - - -
Extended Trot	— — — — —
Canter	—————
Leg Yield	
Lead Change	↗ ↘
Back	← ← ←
Marker	(B)
Sidepass	← — — — — →
Hand Gallop	—— — — —

[HSE/2-13]

Pattern Provided by:

Judges

www.HorseShowPatterns.com

www.HorseShowPatterns.com

www.HorseShowPatterns.com



- www.HorseShowPatterns.com

www.HorseShowPatterns.com

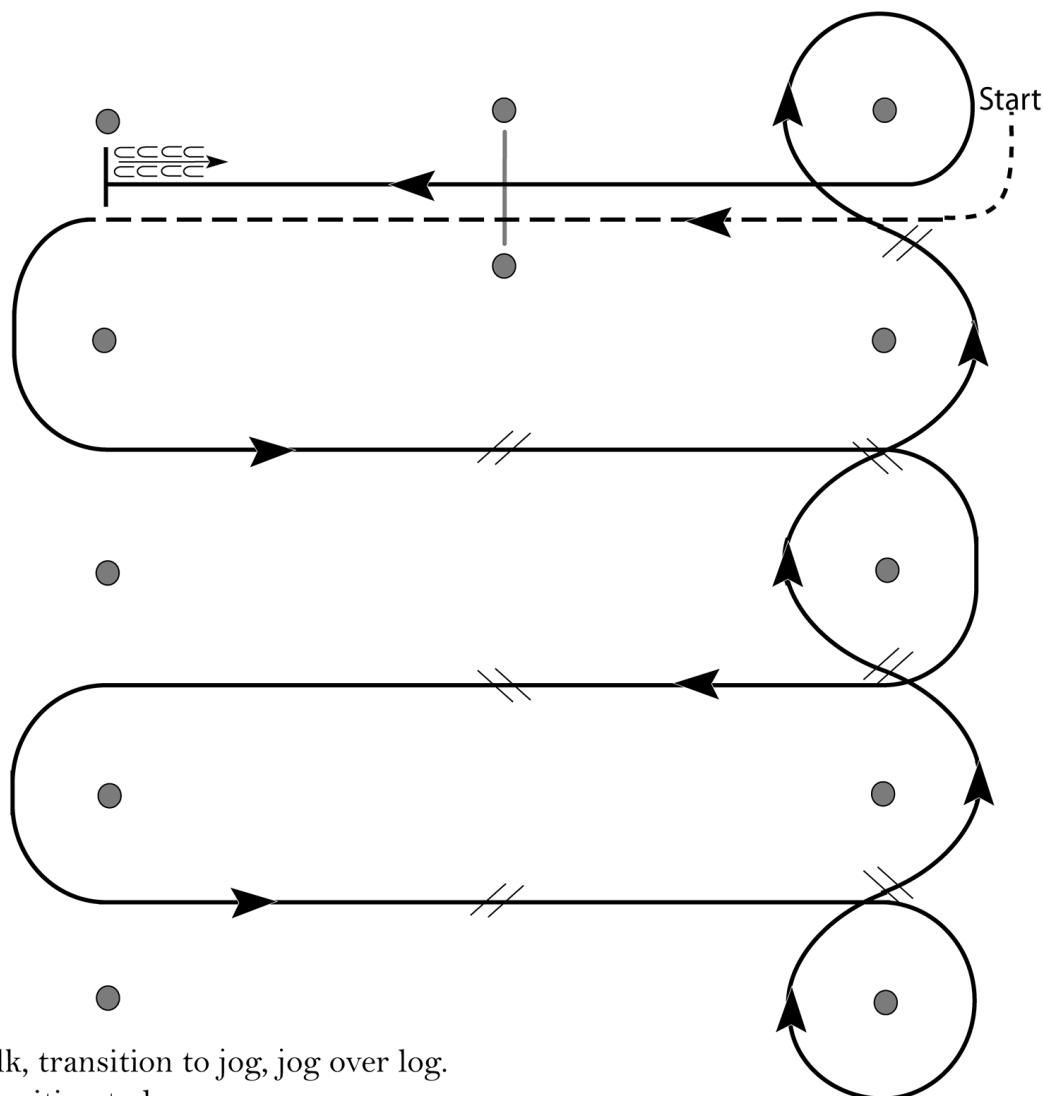
www.HorseShowPatterns.com

www.HorseShowPatterns.com

2023 Summer Palooza

2nd Go- Western Riding (Youth, Amateur, Open)

Show Date: 08-04-06-2023



1. Walk, transition to jog, jog over log.
2. Transition to lope.
3. First crossing change.
4. Second crossing change.
5. Third crossing change.
6. Circle and first line change.
7. Second line change.
8. Third line change.
9. Fourth line change and circle.
10. Lope log.
11. Lope, stop and back.

[WR/OP-2]

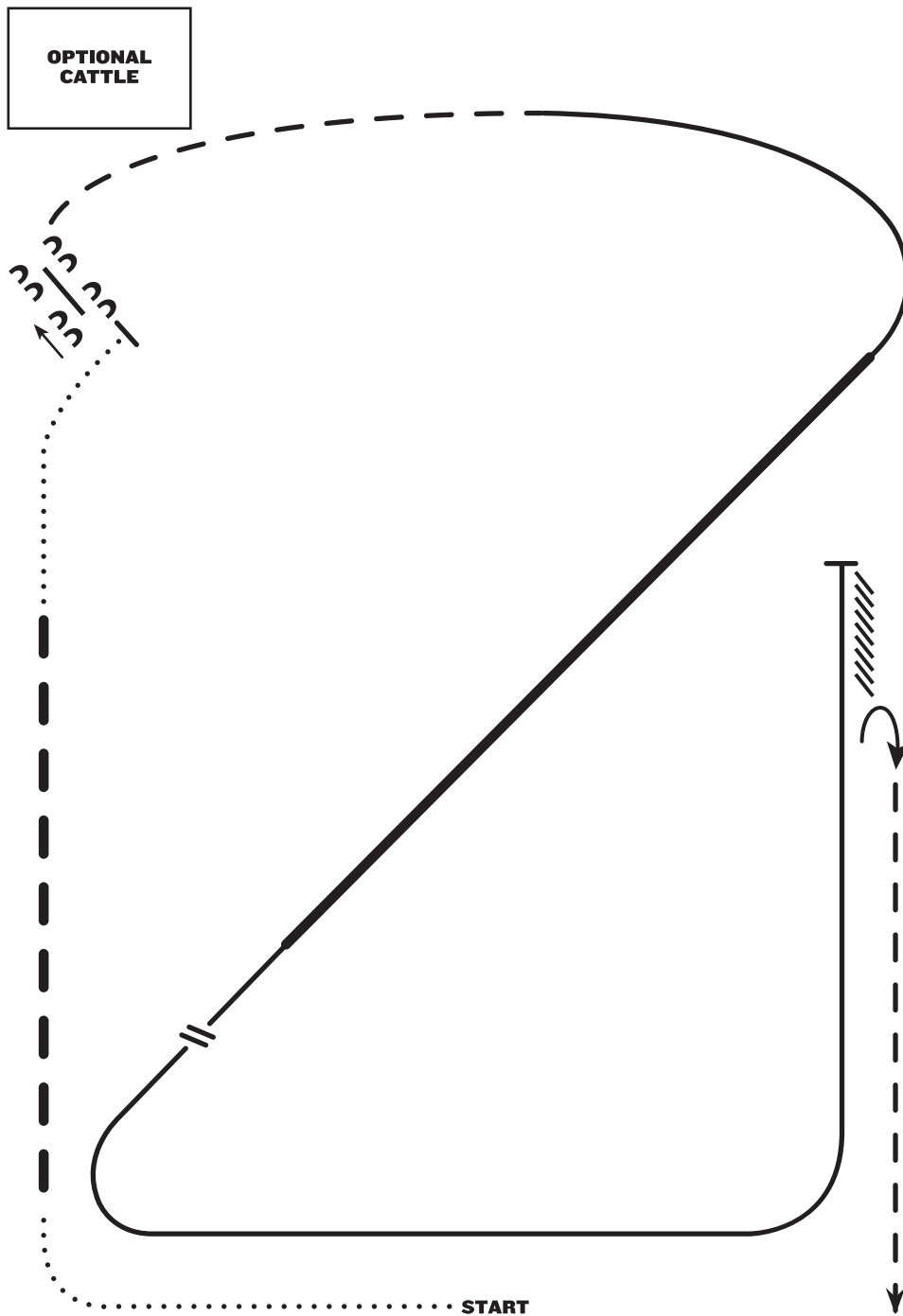
Pattern Provided by:

Judges

RANCH RIDING - PATTERN 10

LEGEND

.....	Walk
....	Extended Walk
- - -	Trot
- - -	Extended Trot
— — —	Lope
— — —	Extended Lope
////	Back
//	Lead Change



1. Walk
2. Extended trot
3. Walk
4. Stop, side pass left over log
5. Trot
6. Lope right lead
7. Extended lope right lead
8. Collect lope and change leads (simple or flying)
9. Lope left lead
10. Stop and back
11. 1/2 turn right
12. Trot

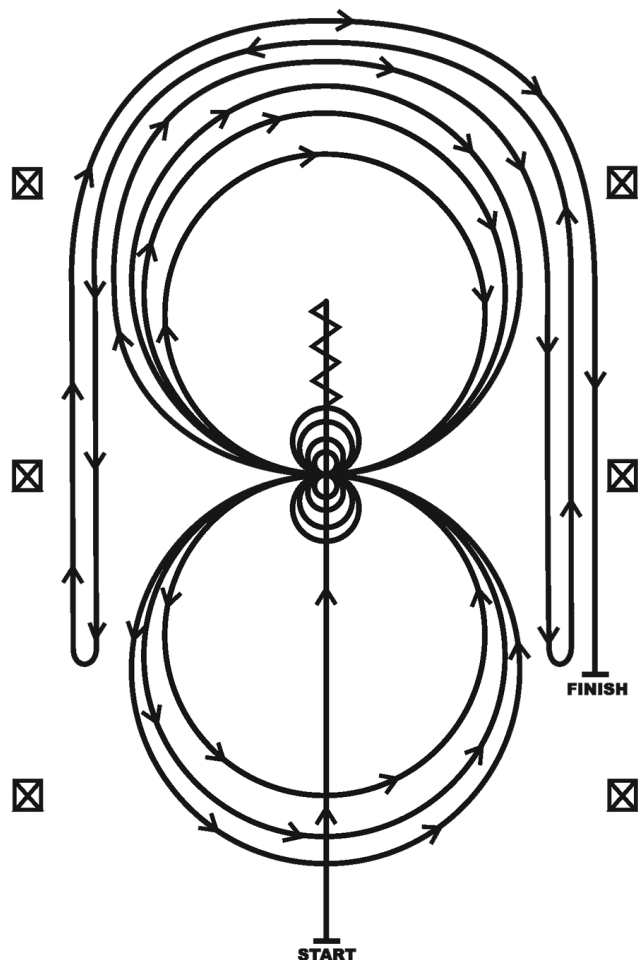
Note: The drawn description of this pattern is only intended for the general depiction of the pattern. Exhibitors should utilize the arena space to best exhibit their horses.

2023 Summer Palooza

Reining- 2nd Go (All Ages)

Show Date: 08-04-06-2023

REINING PATTERN 10



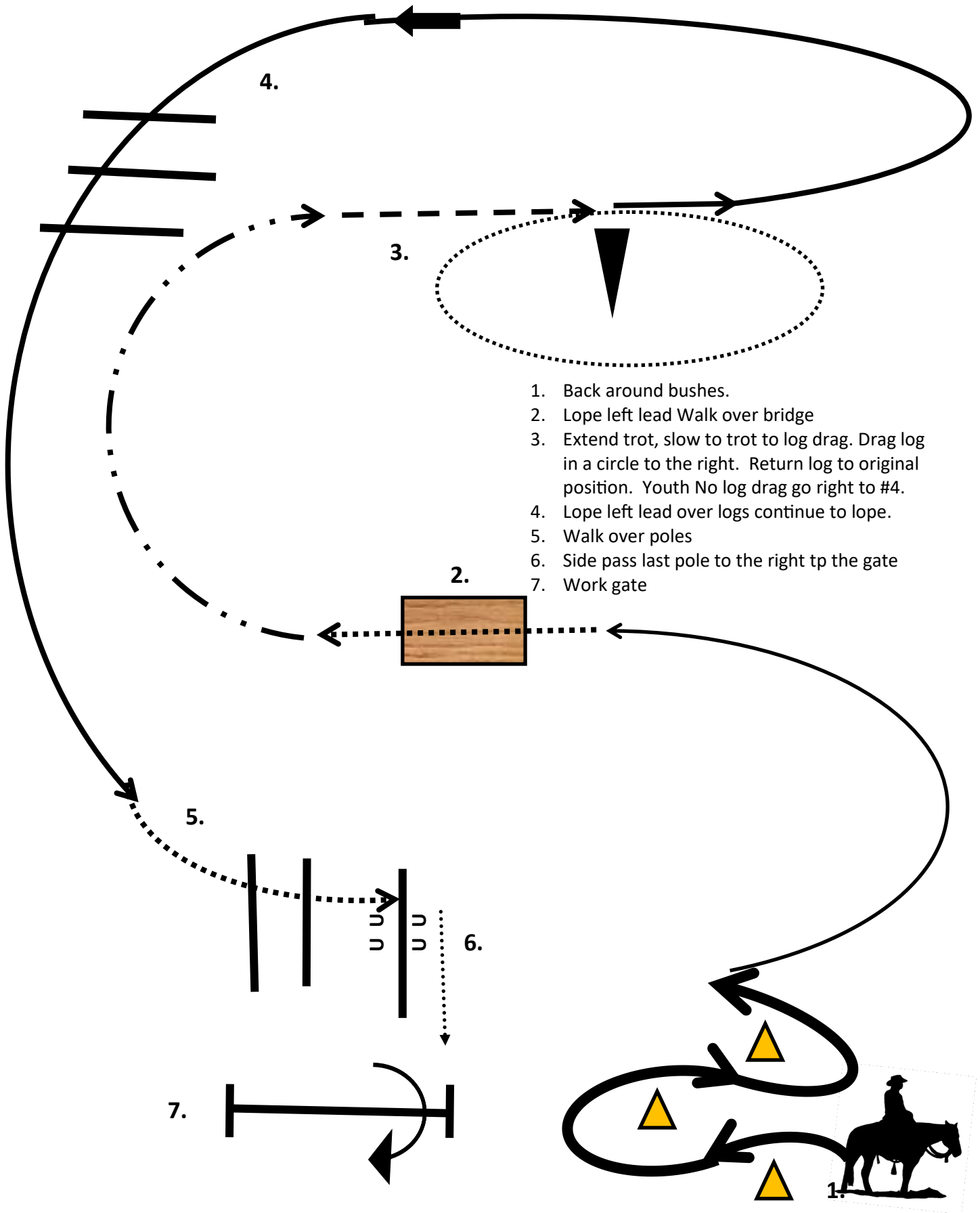
1. Run past the center marker and do a sliding stop. Back up to the center of the arena or at least ten feet (three meters). Hesitate.
2. Complete four spins to the right. Hesitate.
3. Complete four and one-quarter spins to the left so that the horse is facing the left wall or fence. Hesitate.
4. Beginning on the right lead, complete three circles to the right: the first two circles large and fast, the third circle small and slow. Change leads at the center of the arena.
5. Complete three circles to the left: the first circle small and slow, the next two circles large and fast. Change leads at the center of the arena.
6. Begin a large circle to the right but do not close this circle. Run down the right side of the arena past the center marker and do a left rollback at least twenty feet (six meters) from the wall or fence—no hesitation.
7. Continue back around the previous circle but do not close this circle. Run down the left side of the arena past the center and do a right rollback at least twenty feet (six meters) from the wall or fence—no hesitation.
8. Continue back around previous circle but do not close this circle. Run down the right side of the arena past the center marker and do a sliding stop at least twenty feet (six meters) from the wall or fence. Hesitate to demonstrate completion of the pattern.

[R/AQHAP-10]

Pattern Provided by:

Judges

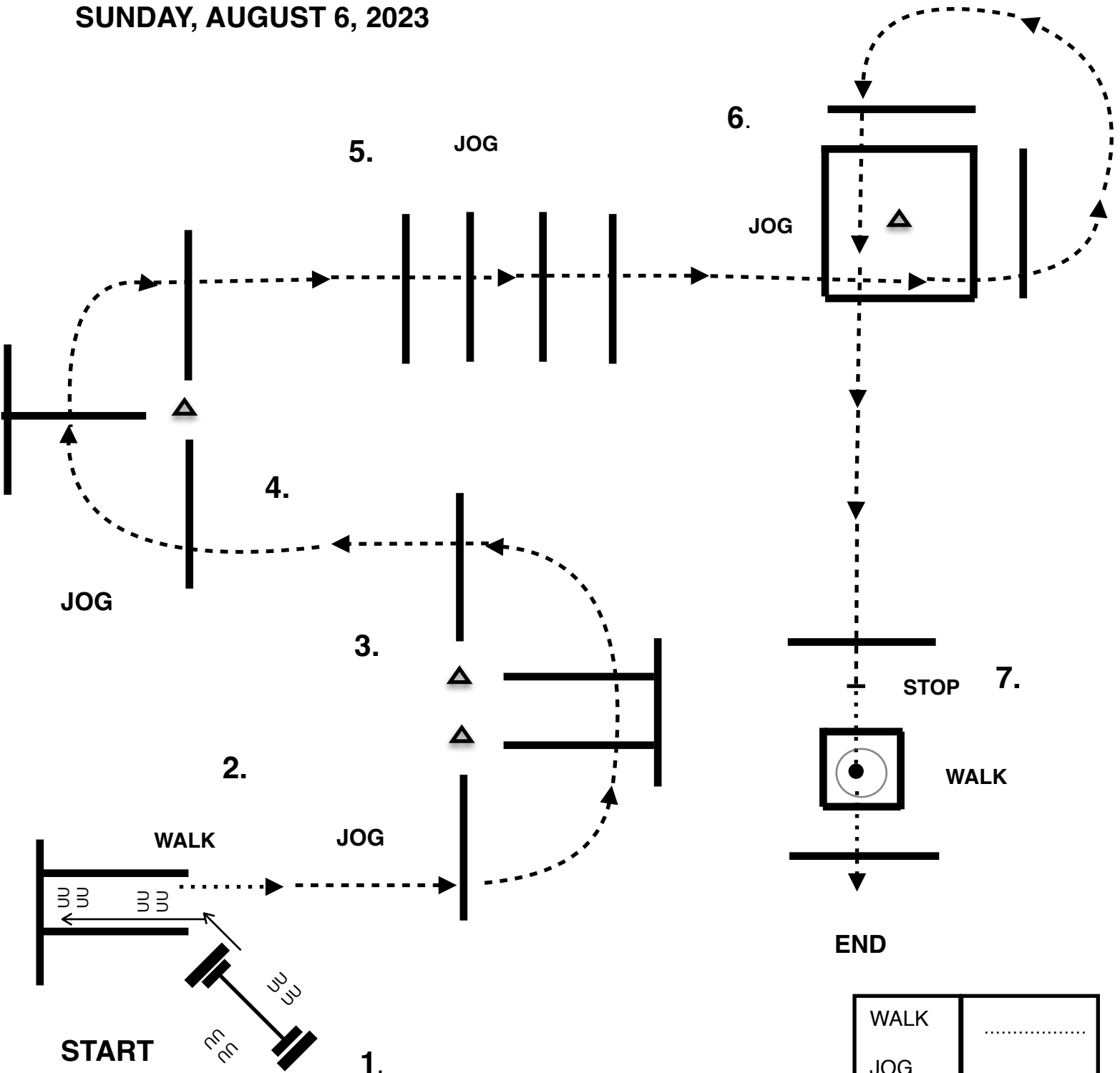
ALQHA Summer Palooza Ranch Trail August 5th



ALQHA SUMMER PALOOZA - Rainsville, AL

SMALL FRY - L1 AM W/T - L1 Y W/T TRAIL

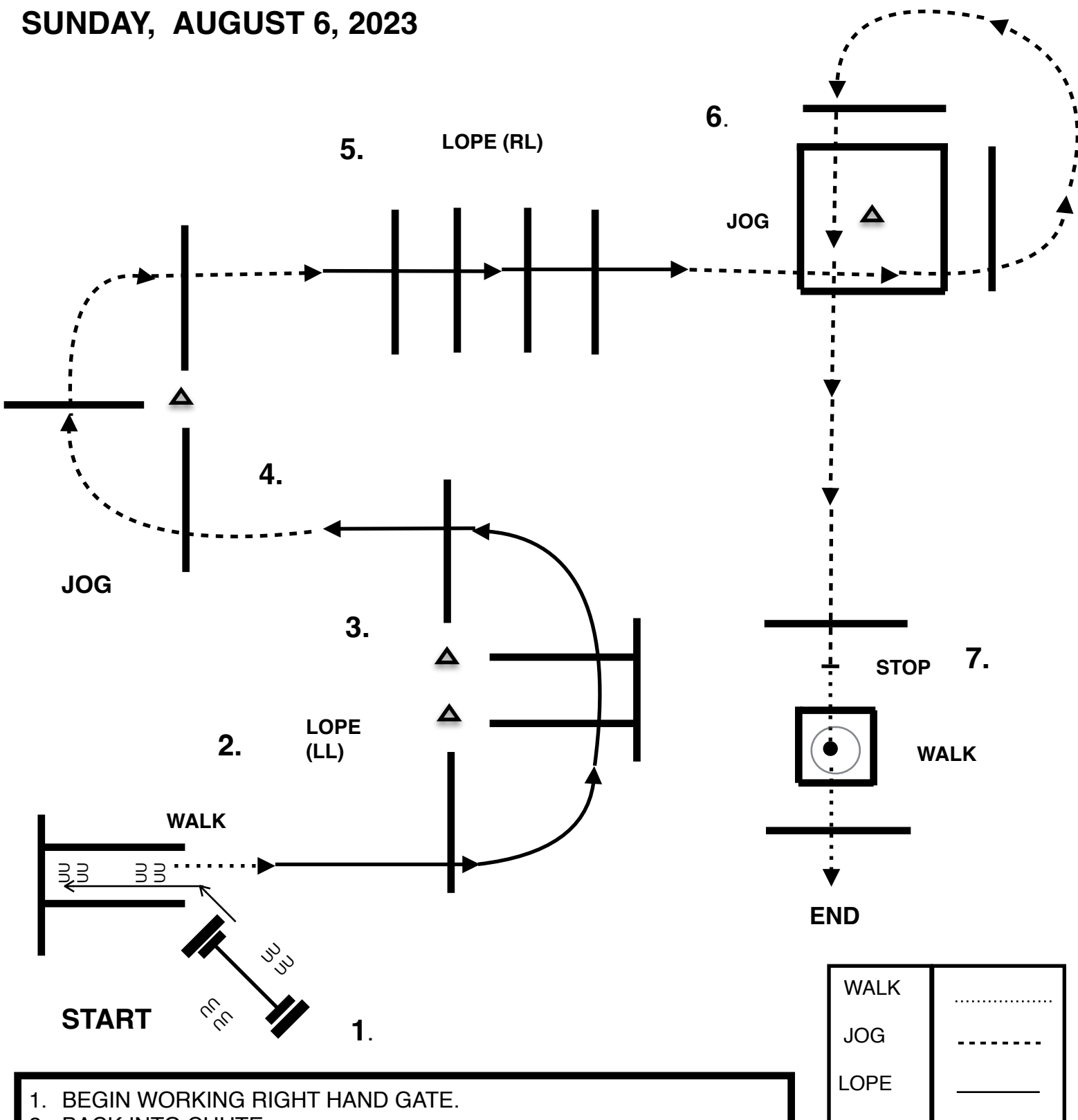
SUNDAY, AUGUST 6, 2023



ALQHA SUMMER PALOOZA - Rainsville, AL

ALL TRAIL (Except Small Fry, L1 AM W/T, L1 Y W/T)

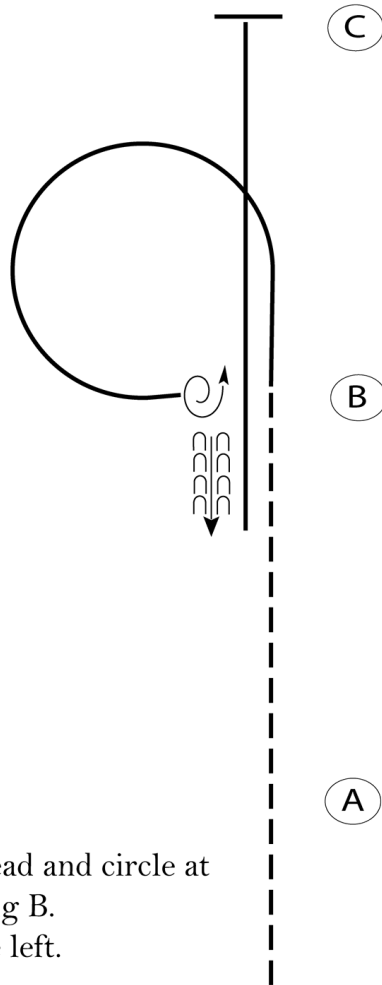
SUNDAY, AUGUST 6, 2023



2023 Summer Palooza

Western Horsemanship (All Level 1-Go 2)

Show Date: 08-04-06-2023



Begin before A at a jog.

1. Jog from A to B.
2. At B, lope on the left lead and circle at B as shown. Stop facing B.
3. Turn 1 1/4 turn to the left.
4. Back one horse length.
5. Lope on the right lead to C. Stop at C.

Follow the instructions of your ring steward.

Walk	-----
Jog	- - - - -
Extended Jog	- _ _ _ -
Lope	=====
Leg Yield	
Lead Change	↗ ↘
Back	←←←←←
Marker	Ⓚ
Sidepass	←-----→

[WH/2-17]

Pattern Provided by:

Judges

2023 Summer Palooza

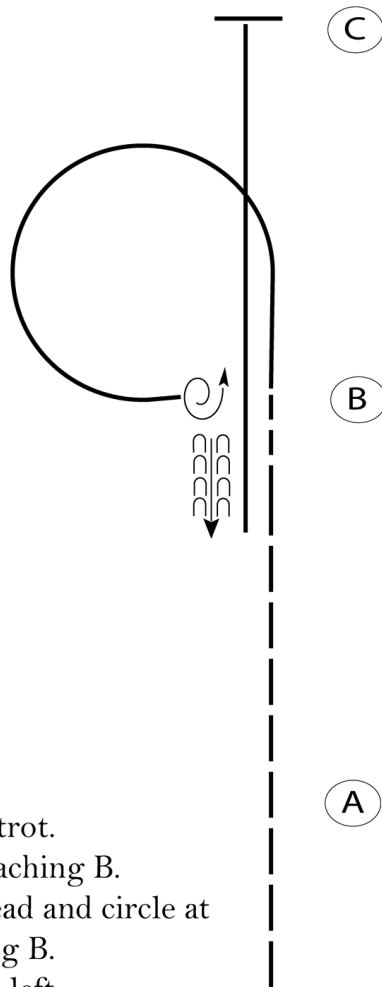
Western Horsemanship (Youth, Select, Amateur-2nd Go)

Show Date: 08-04-06-2023

Begin before A.

1. Pass A at an extended trot.
2. Slow to a jog before reaching B.
3. At B, lope on the left lead and circle at B as shown. Stop facing B.
4. Turn 1 1/4 turn to the left.
5. Back one horse length.
6. Lope on the right lead to C. Stop at C.

Follow the instructions of your ring steward.



Walk	-----
Jog	- - - - -
Extended Jog	- - - - -
Lope	=====
Leg Yield	
Lead Change	↗ ↘
Back	← ← ← ← ←
Marker	ⓑ
Sidepass	← ← ← ← ←

[WH/3-17]

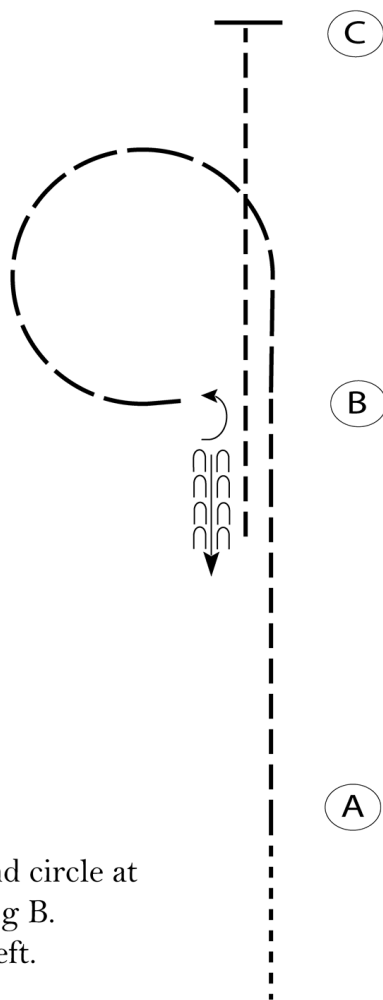
Pattern Provided by:

Judges

2023 Summer Palooza

Western Horsemanship (All Walk Trot and Small Fry Horsemanship-2nd C





Show Date: 08-04-06-2023



Begin before A at a walk.

1. Jog from A to B.
2. At B, extend the jog and circle at B as shown. Stop facing B.
3. Turn 1/4 turn to the left.
4. Back one horse length.
5. Jog to C. Stop at C.

Follow the instructions of your ring steward.

Walk	-----
Jog	-----
Extended Jog	— — — —
Lope	————
Leg Yield	
Lead Change	
Back	
Marker	
Sidepass	

[WH/WT-17]

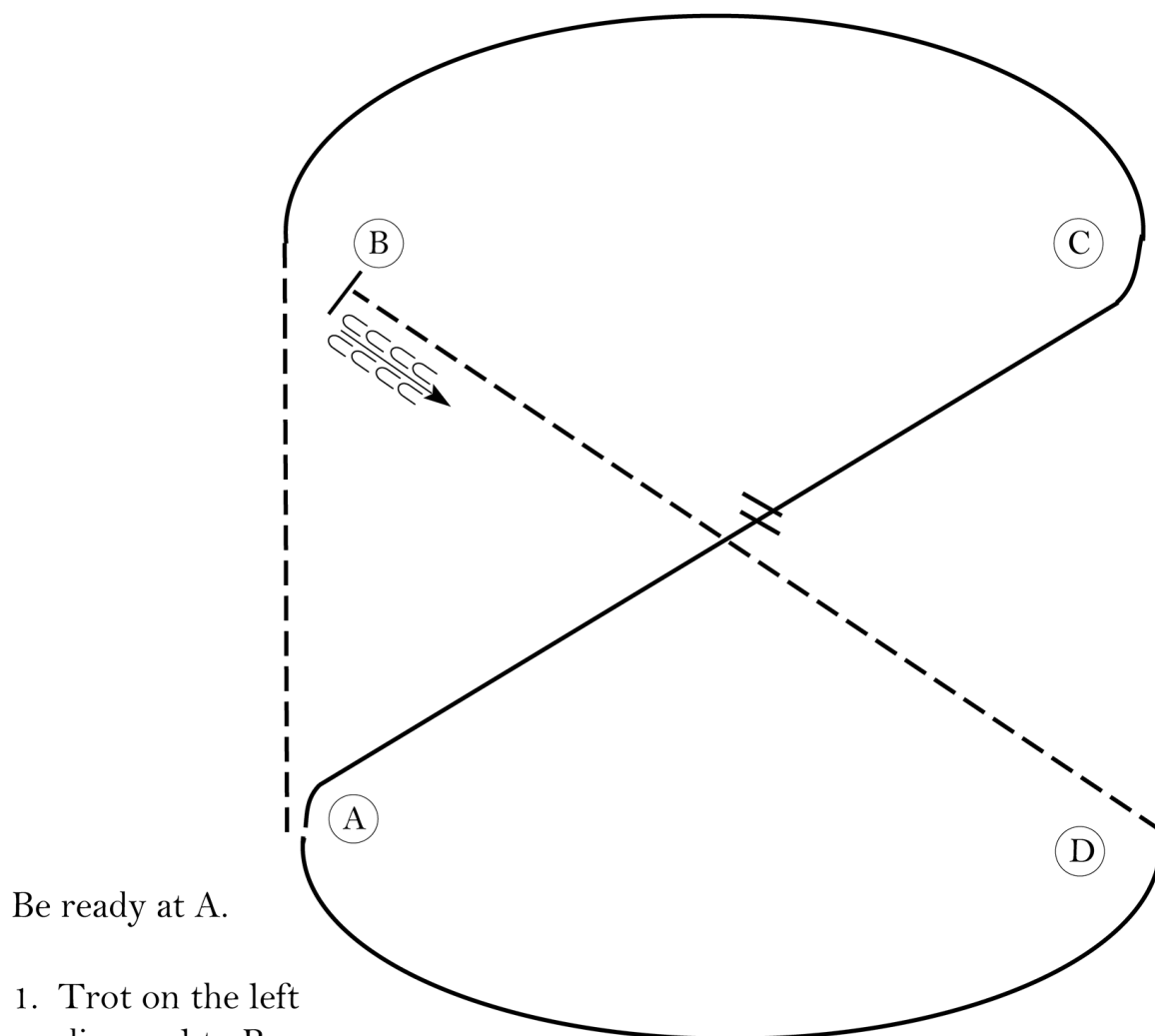
Pattern Provided by:

Judges

2023 Summer Palooza

Hunt Seat Equitation (All Level 1-Go 2)

Show Date: 08-04-06-2023



Be ready at A.

1. Trot on the left diagonal to B.
2. Canter on the right lead to and around C and half way to A.
3. Perform a simple lead change between C and A.
4. Canter around A and to D.
5. Trot on the right diagonal from D to B.
6. Stop at B and back approximately one horse length.

Walk off and follow the directions of your ring steward.

Walk	-----
Trot	-----
Extended Trot	-----
Canter	-----
Lead Change	
Back	
Marker	
Hand Gallop	-----

[HSE/1-52]

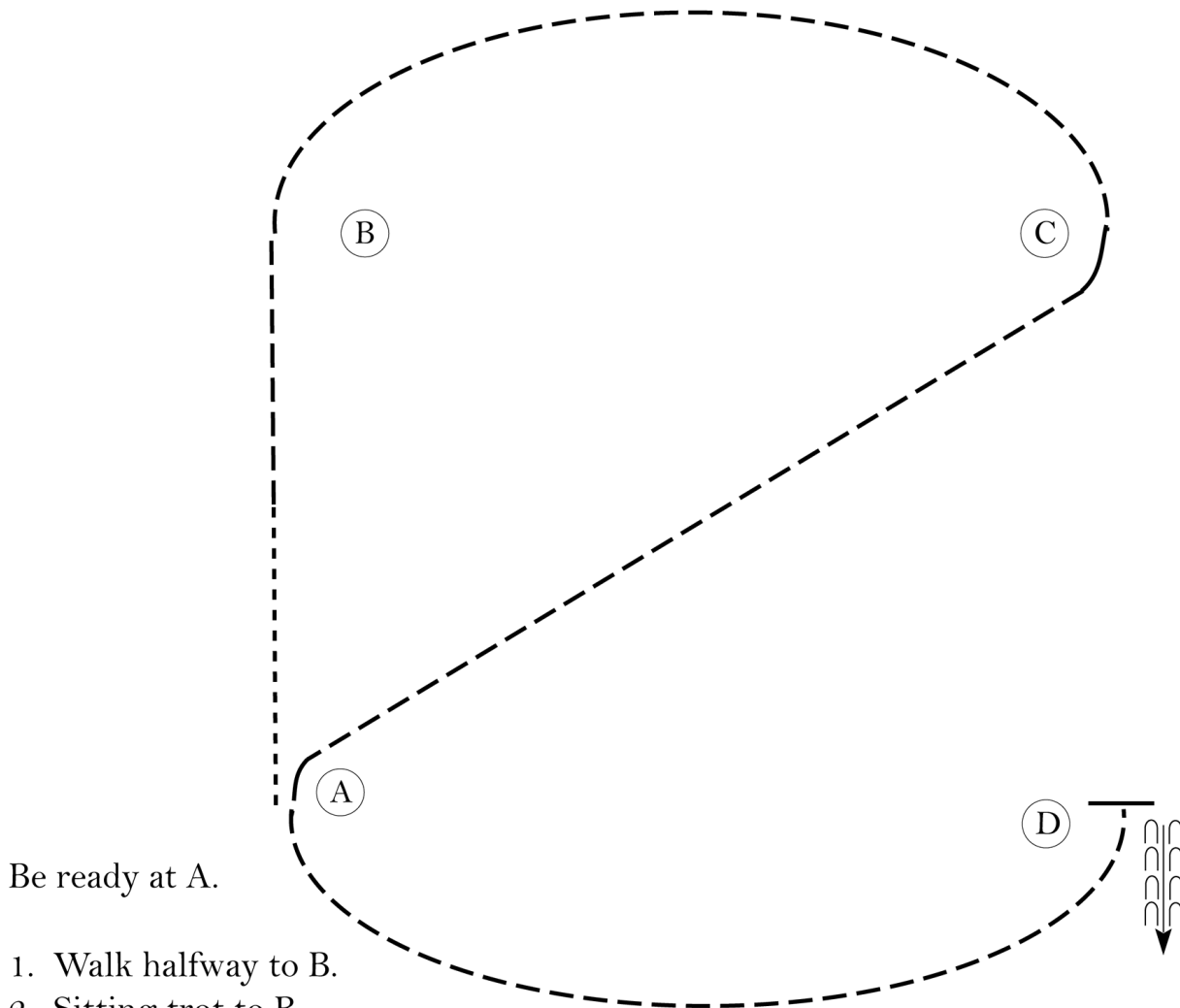
Pattern Provided by:

Judges

2023 Summer Palooza

Hunt Seat Equitation (Small Fry and Walk Trot-Sunday)

Show Date: 08-04-06-2023



Be ready at A.

1. Walk halfway to B.
2. Sitting trot to B.
3. Trot on the left diagonal from B, to and around C, and halfway to A.
4. Change diagonals halfway to A.
5. Trot on the right diagonal around A and to D.
6. Stop at D and back approximately one horse length.

Walk off and follow the directions of your ring steward.

Walk	-----
Trot	-----
Extended Trot	-----
Canter	-----
Lead Change	
Back	
Marker	
Hand Gallop	-----

[HSE/WT-52]

Pattern Provided by:

Judges