

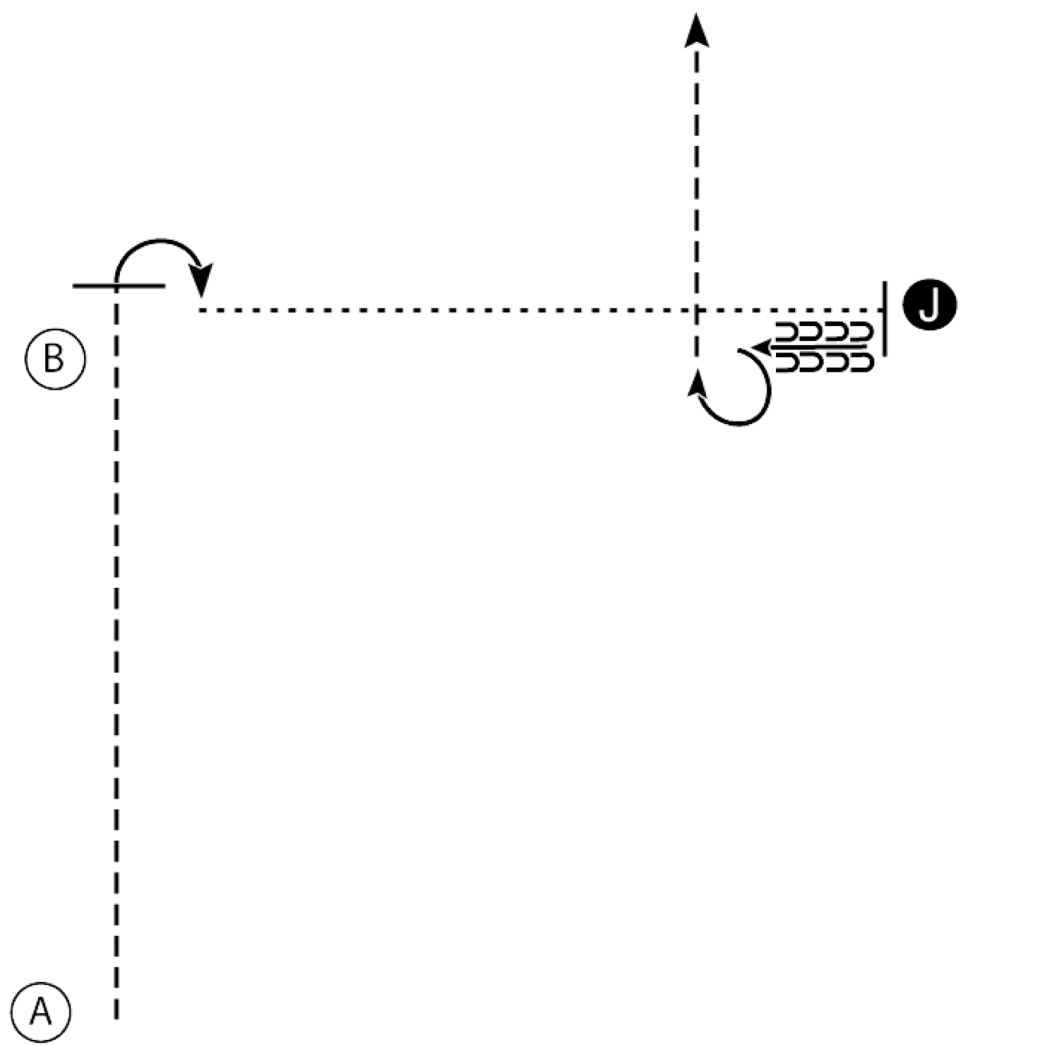
# 2021 ALQHA No Bling All Novice Show

## Showmanship (Small fry)

Show Date: 03-06-2021

w w w . H o r s e S h o w P a t t e r n s . c o m

w w w . H o r s e S h o w P a t t e r n s . c o m



1. Begin at A. Trot from A past B
2. Stop and perform a 90 degree turn
3. Walk to the Judge, stop and set up for inspection
4. When dismissed back one horse length and perform a 270 degree turn
5. Trot to the line-up

Walk .....  
Trot - - - - -  
Back ← [arrows]  
Marker (B)  
Judge (J)

[S/WT-3]

Pattern Provided by:

*Pam Wilson*

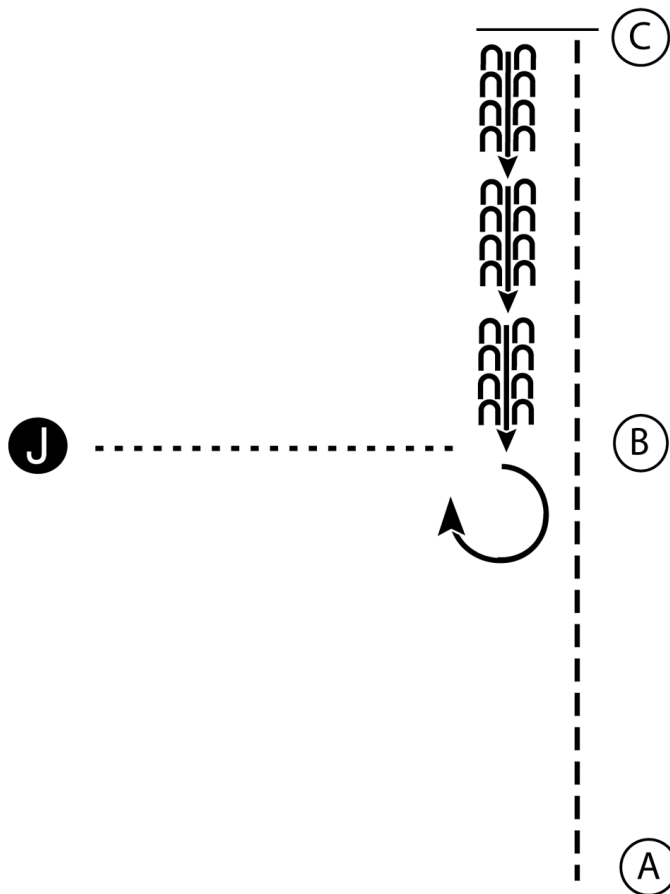
# 2021 ALQHA No Bling All Novice Show

## Showmanship (Youth)

Show Date: 03-06-2021

w w w . H o r s e S h o w P a t t e r n s . c o m

w w w . H o r s e S h o w P a t t e r n s . c o m



1. Trot from A to C.
2. Stop at C.
3. Back to B.
4. Perform a 270 degree turn.
5. Walk to the judge and set up for inspection.
6. When dismissed walk to line-up.

Walk .....  
Trot - - - - -  
Back ←  
Marker (B)  
Judge (J)

[S/1-3]

Pattern Provided by:

*Pam Wilson*

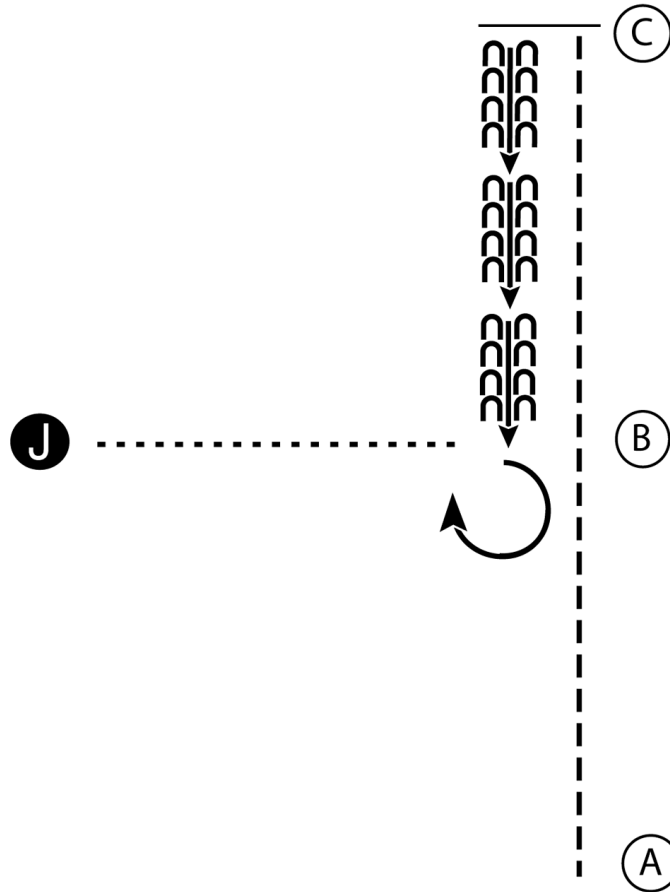
# 2021 ALQHA No Bling All Novice Show

## Showmanship (Amateur)


Show Date: 03-06-2021

w w w . H o r s e S h o w P a t t e r n s . c o m

w w w . H o r s e S h o w P a t t e r n s . c o m



1. Trot from A to C.
2. Stop at C.
3. Back to B.
4. Perform a 270 degree turn.
5. Walk to the judge and set up for inspection.
6. When dismissed walk to line-up.

Walk .....  
Trot - - - - -  
Back ←   
Marker (B)  
Judge (J)

[S/1-3]

Pattern Provided by:

*Pam Wilson*

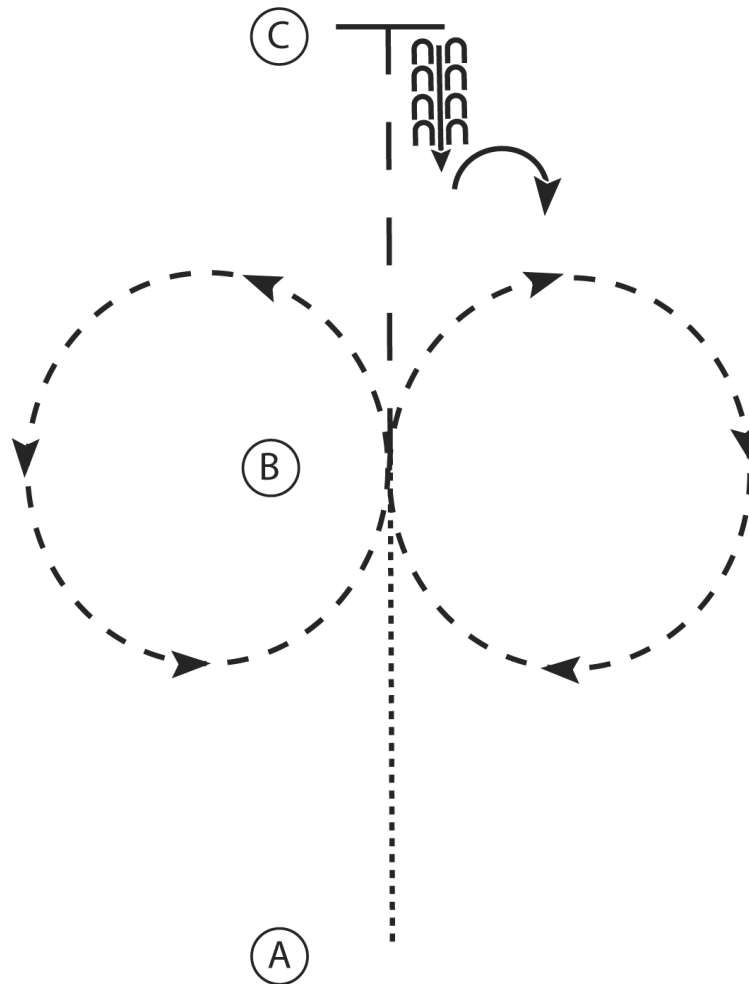
# 2021 ALQHA No Bling All Novice Show

## Hunt Seat Equitation (Youth and Amateur Walk Trot Equitation)

Show Date: 03-06-2021

w w w . H o r s e S h o w P a t t e r n s . c o m

w w w . H o r s e S h o w P a t t e r n s . c o m



1. Walk A to B
2. Sitting trot circle to the right
3. Posting trot circle to the left
4. At B extend the trot to C
5. Stop at C and back 4 steps
6. Perform a 90 degree turn to the right

Walk	.....
Trot	- - - - -
Extended Trot	- - - - -
Canter	—————
Leg Yield	
Lead Change	↙ ↘
Back	← C C C C
Marker	⊙ B
Sidepass	← - - - - →

[HSE/WT-1]

Pattern Provided by:

*Pam Wilson*

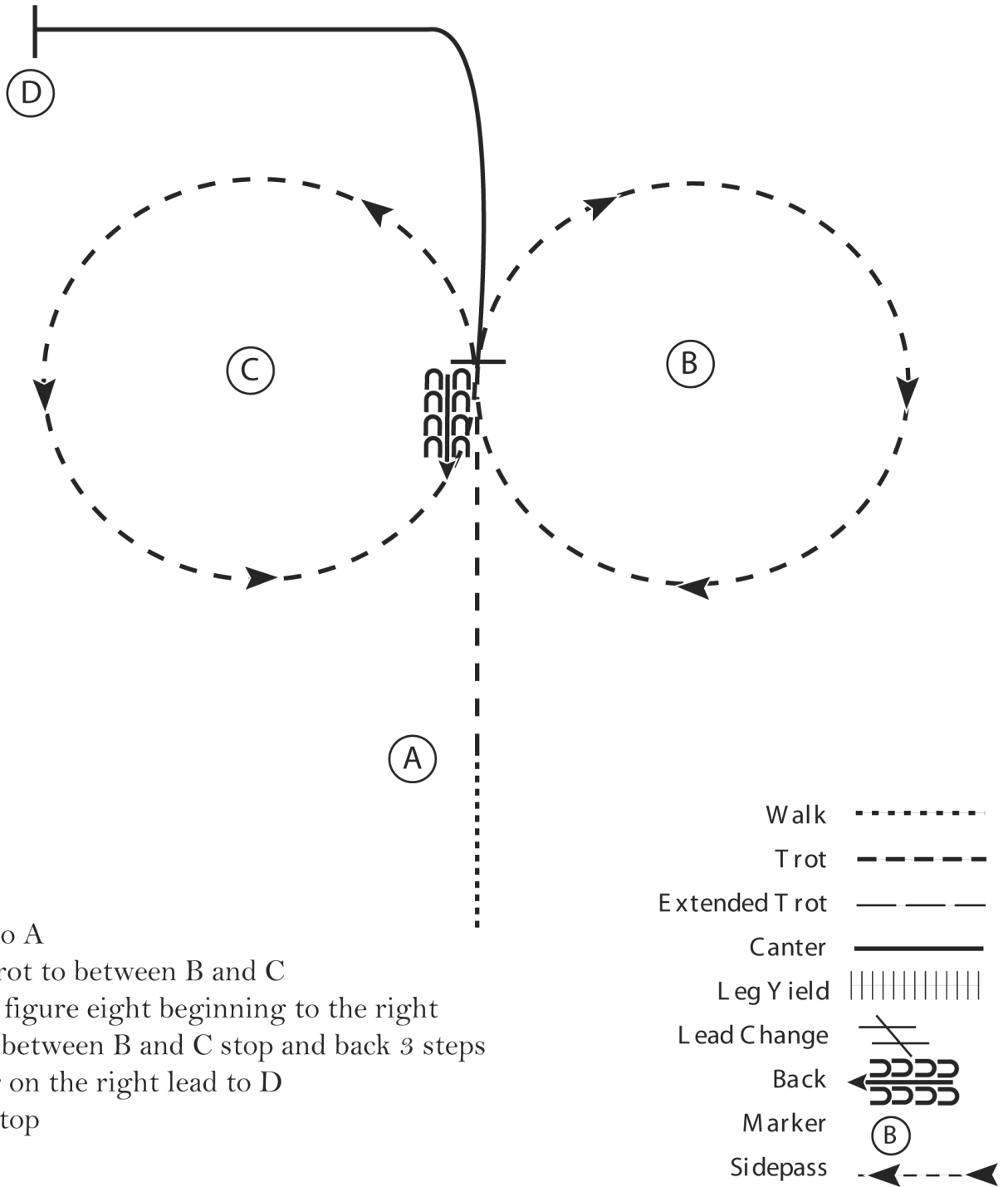
# 2021 ALQHA No Bling All Novice Show

## Hunt Seat Equitation (Youth and Amateur Equitation)

Show Date: 03-06-2021

www.HorseShowPatterns.com

www.HorseShowPatterns.com



1. Walk to A
2. At A trot to between B and C
3. Trot a figure eight beginning to the right
4. When between B and C stop and back 3 steps
5. Canter on the right lead to D
6. At D stop

Walk	.....
Trot	-----
Extended Trot	- - - - -
Canter	—————
Leg Yield	
Lead Change	↘ ↙
Back	← 3 ←
Marker	⊙
Sidepass	← - - - - →

[HSE/1-4]

**Pattern Provided by:**  
*Pam Wilson*

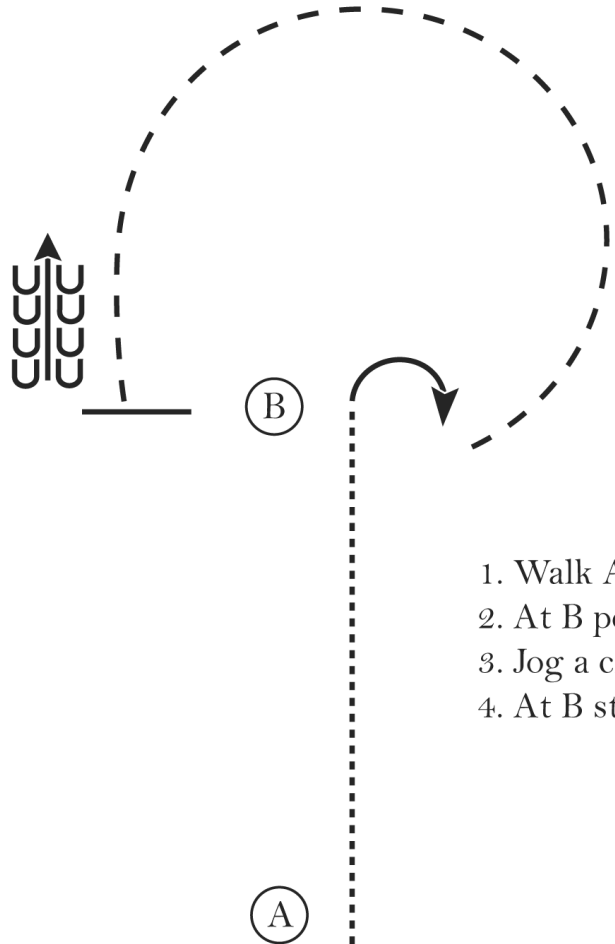
# 2021 ALQHA No Bling All Novice Show

## Western Horsemanship (Small Fry Walk Trot Horsemanship)

Show Date: 03-06-2021

w w w . H o r s e S h o w P a t t e r n s . c o m

w w w . H o r s e S h o w P a t t e r n s . c o m



1. Walk A to B
2. At B perform a 90 degree turn to the right
3. Jog a circle around B
4. At B stop and back 4 steps

Walk	.....
Jog	- - - - -
Extended Jog	- - - - -
Lope	—————
Leg Yield	
Lead Change	↘
Back	←←←←←
Marker	(B)
Sidepass	←- - - ->

[WH/WT-7]

Pattern Provided by:

*Pam Wilson*

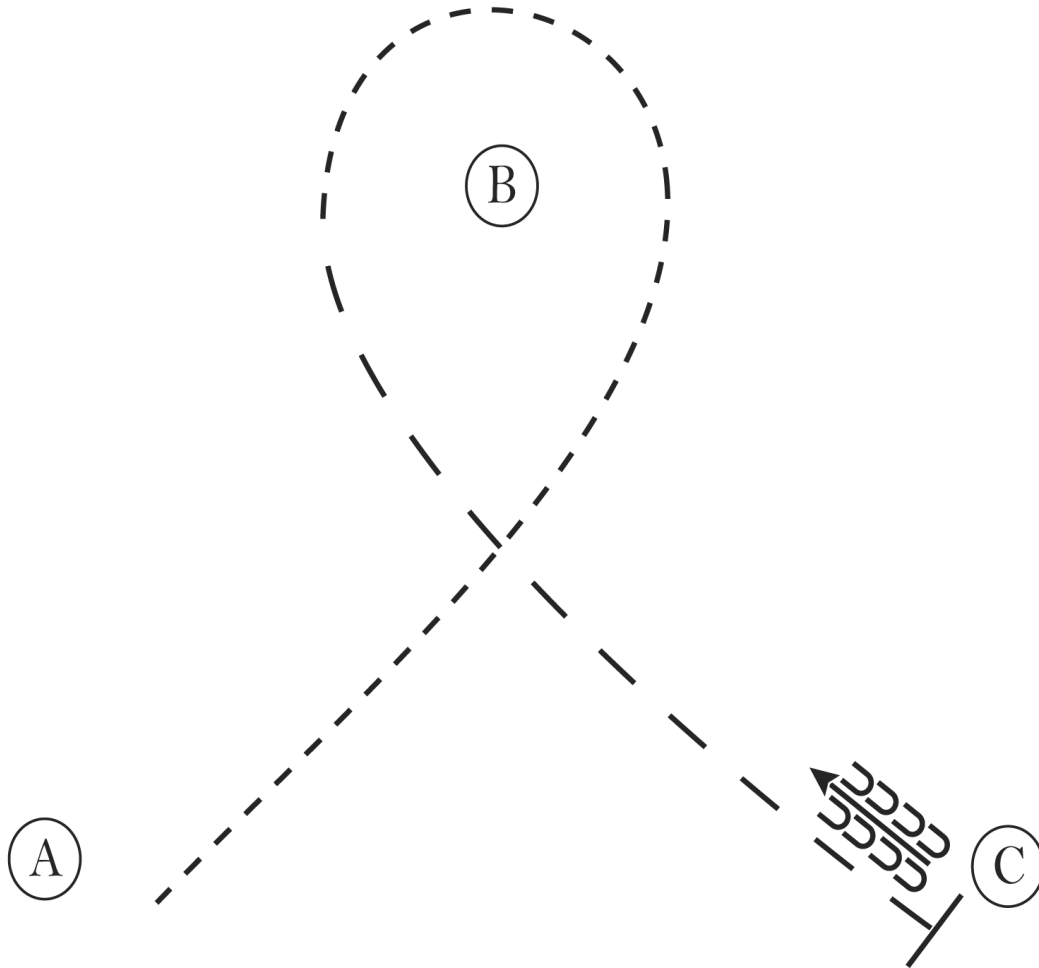
# 2021 ALQHA No Bling All Novice Show

Western Horsemanship (Youth and Amateur Walk Trot Horsemanship)

Show Date: 03-06-2021

w w w . H o r s e S h o w P a t t e r n s . c o m

w w w . H o r s e S h o w P a t t e r n s . c o m



1. Jog A to B
2. Jog around B
3. Extend the jog at B to C.
4. At C stop and back 4 steps

Walk	.....
Jog	-----
Extended Jog	-----
Lope	—————
Leg Yield	
Lead Change	↘
Back	← U U U U U U U U
Marker	(B)
Sidepass	←-----→

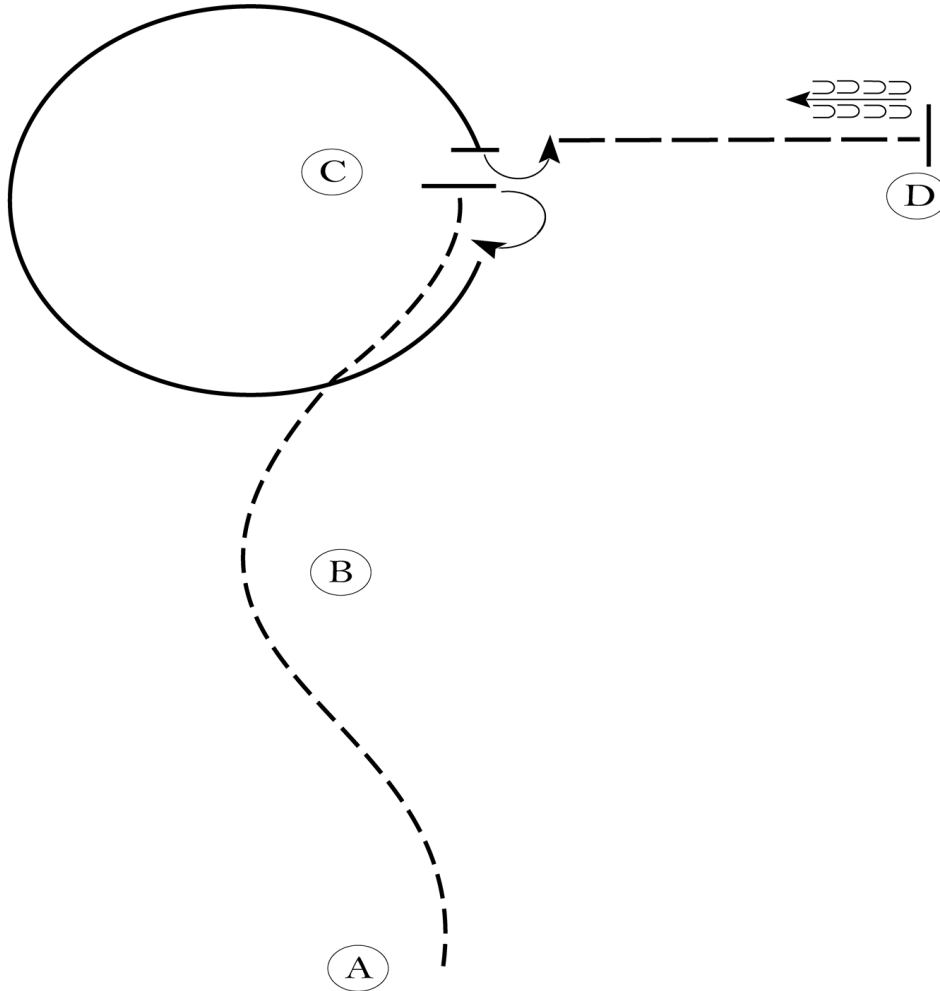
[WH/WT-9]

Pattern Provided by:  
*Pam Wilson*

# 2021 ALQHA No Bling All Novice Show

## Western Horsemanship (Youth and Amateur Horsemanship)

Show Date: 03-06-2021



1. Jog A to C.
2. Stop at C and perform a 180 degree turn to the right
3. Lope a circle around C on the right lead.
4. Stop at C and perform a 90 degree turn to the left.
5. Extended jog to D.
6. Stop at D and back approximately one horse length.

Follow the instructions of your ring steward.

<b>Walk</b>	-----
<b>Jog</b>	-----
<b>Extended Jog</b>	-----
<b>Lope</b>	-----
<b>Lead Change</b>	
<b>Back</b>	
<b>Marker</b>	

[WH/1-1]

Pattern Provided by:

*Pam Wilson*

www.HorseShowPatterns.com

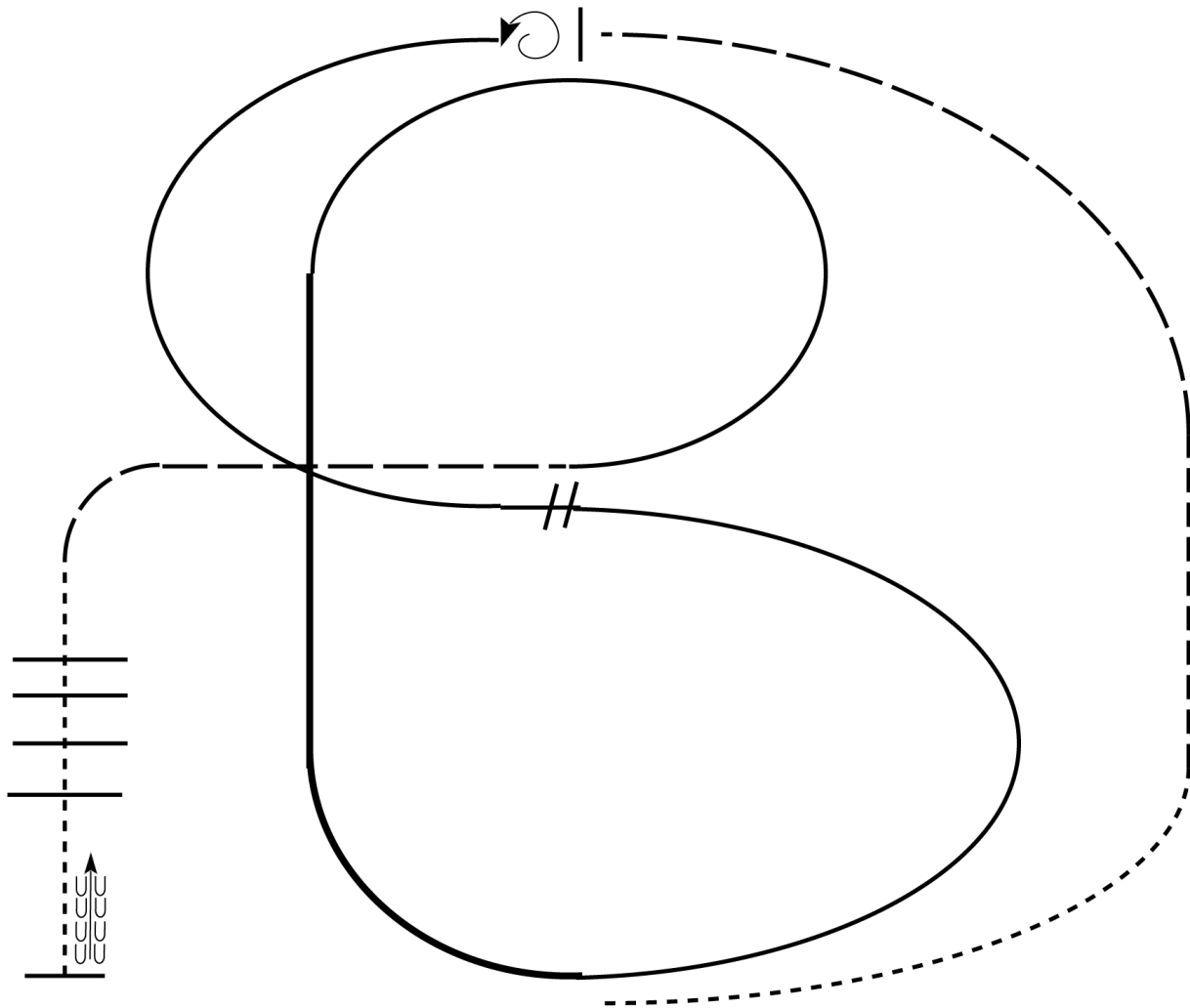
www.HorseShowPatterns.com



# 2021 ALQHA No Bling All Novice Show

## Ranch Riding (Youth and Amateur Ranch Riding)

Show Date: 03-06-2021



1. Walk
2. Trot
3. Extend the trot, at the top of the arena, stop
4. 360 degree turn to the left
5. Left lead 1/2 circle, lope to the center
6. Change leads (simple or flying)
7. Right lead 1/2 circle
8. Extended lope up the long side of arena (right lead)
9. Collect back to a lope around the top of the arena and back to center
10. Break down to an extended trot
11. Walk over poles.
12. Stop and back

<b>Walk</b>	-----
<b>Jog</b>	- - - - -
<b>Extended Jog</b>	-----
<b>Lope</b>	
<b>Lead Change</b>	//
<b>Back</b>	←
<b>Marker</b>	(B)

[RR/1]

**Pattern Provided by:**  
*Pam Wilson*

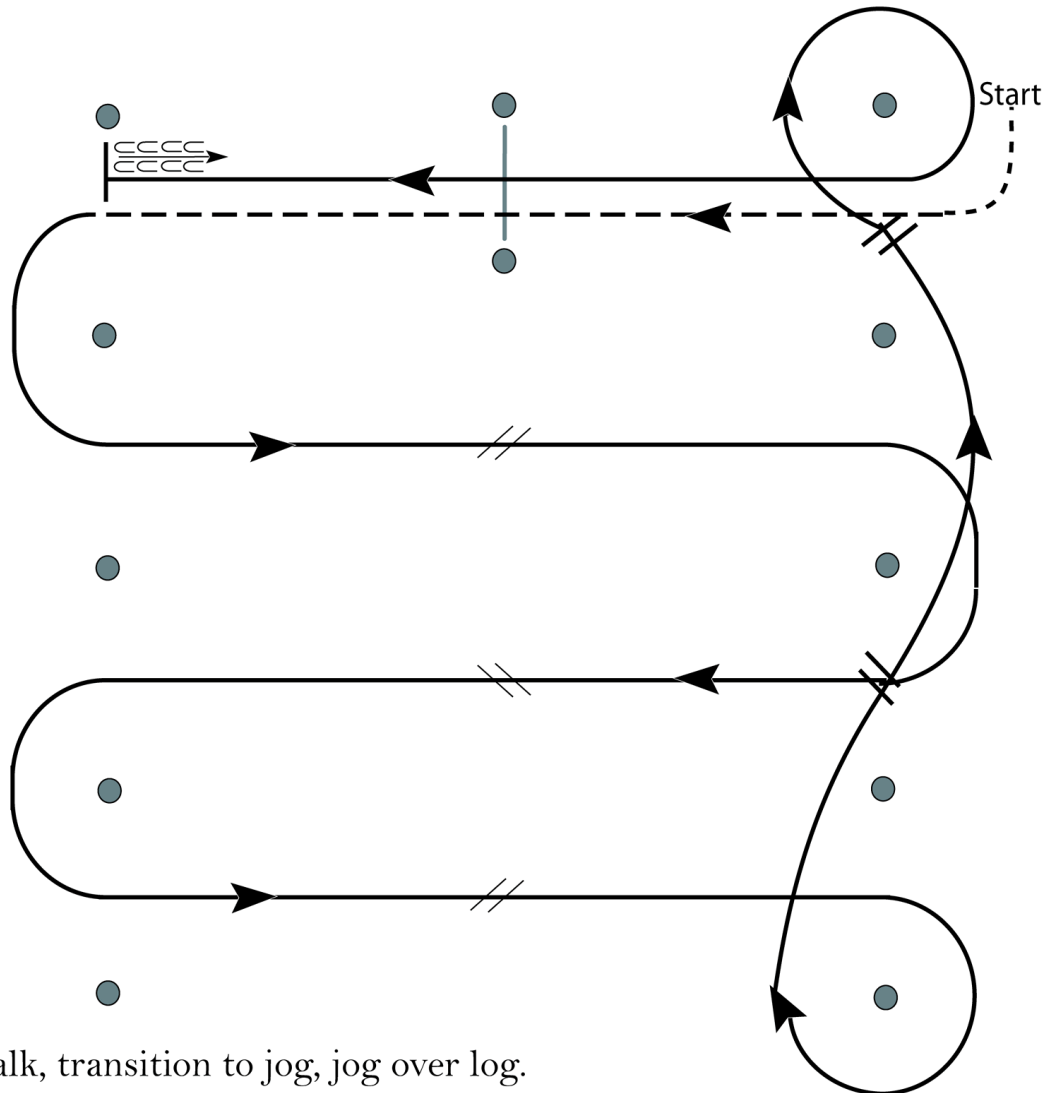
w w w . H o r s e S h o w P a t t e r n s . c o m

w w w . H o r s e S h o w P a t t e r n s . c o m

# 2021 ALQHA No Bling All Novice Show

## Western Riding (Youth and Amateur Western Riding)

Show Date: 03-06-2021



1. Walk, transition to jog, jog over log.
2. Transition to left lead lope.
3. First crossing change.
4. Second crossing change.
5. Third crossing change.
6. Circle and first line change.
7. Second line change and circle.
8. Lope log.
9. Stop and back.

[WR/GP-2]

Pattern Provided by:

*Pam Wilson*