

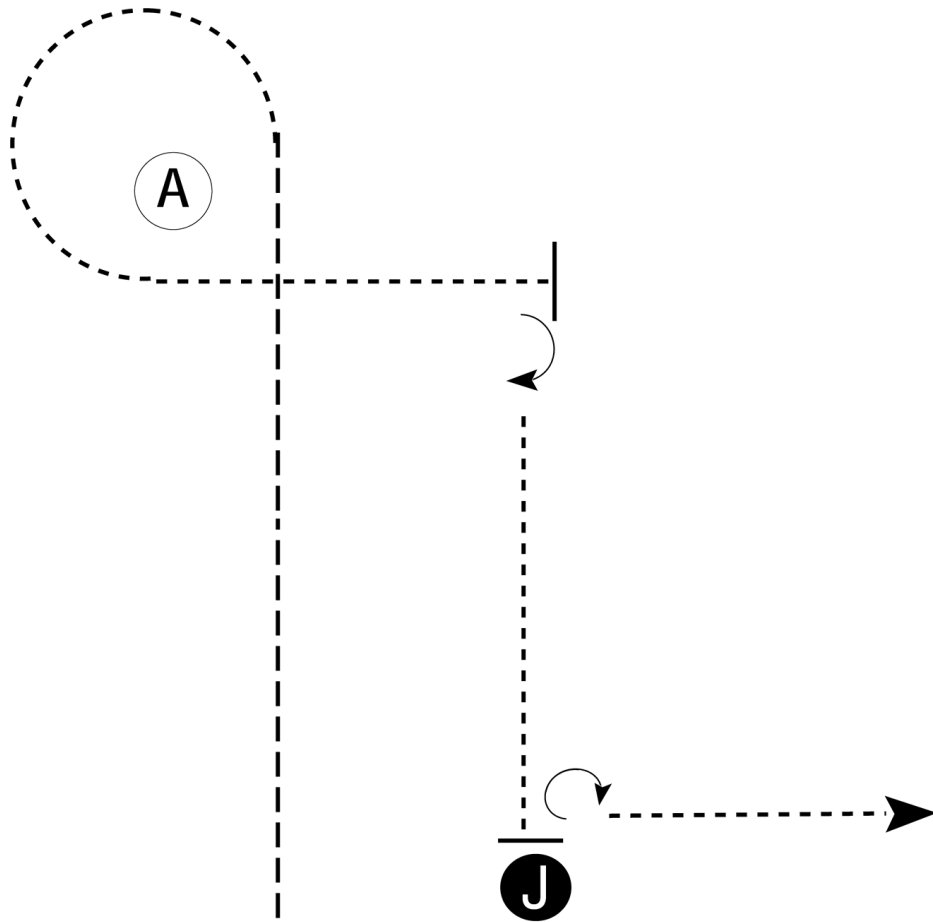
# 2021 Charles Tidmore Memorial Show

## Small Fry Showmanship

Show Date: 07-18-2021

w w w . H o r s e S h o w P a t t e r n s . c o m

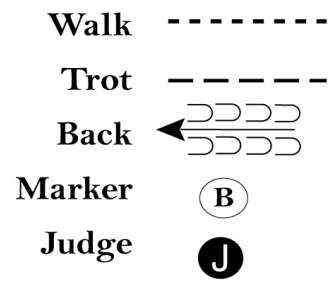
w w w . H o r s e S h o w P a t t e r n s . c o m



Be ready even with judge.

1. Trot to A.
2. Walk around A and until even with judge.
3. Stop and perform a 90 degree turn.
4. Walk to judge.
5. Stop and set up for inspection.
6. When dismissed, perform a 270 degree turn.
7. Walk straight away from judge.

Follow the instructions of your ring steward.



[S/WT-76]

Pattern Provided by:  
*Show Management*

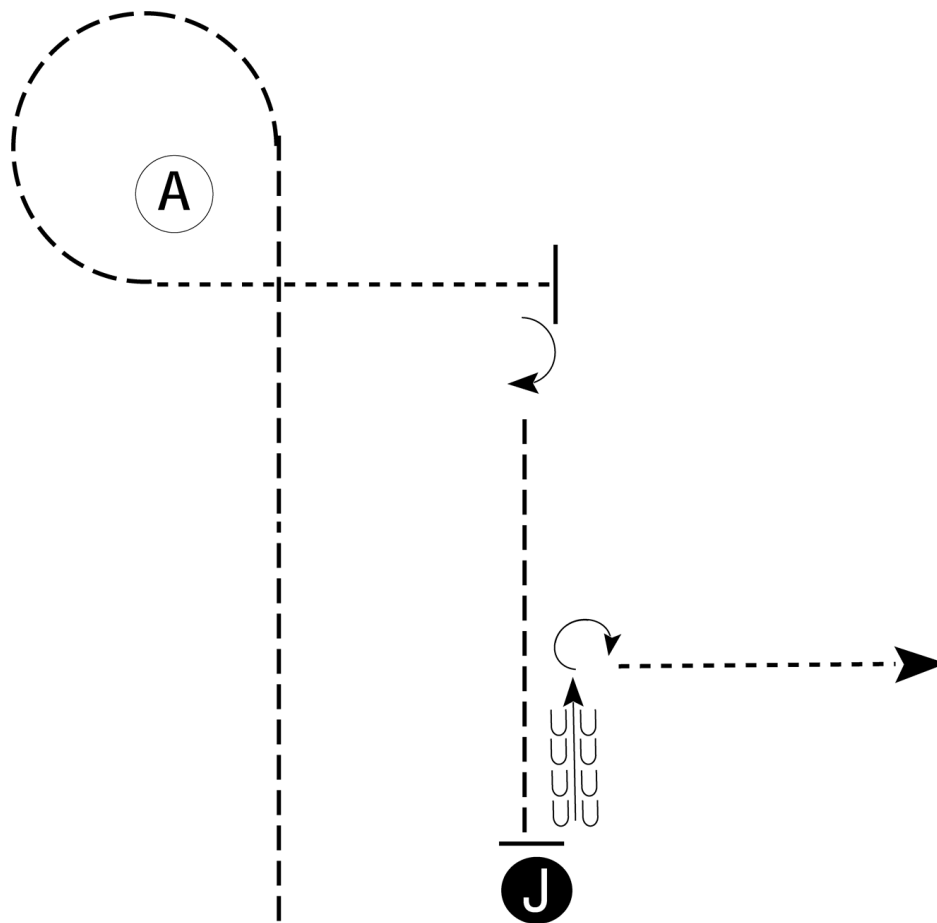
# 2021 Charles Tidmore Memorial Show

## Showmanship Classes 89-93

Show Date: 07-18-2021

w w w . H o r s e S h o w P a t t e r n s . c o m

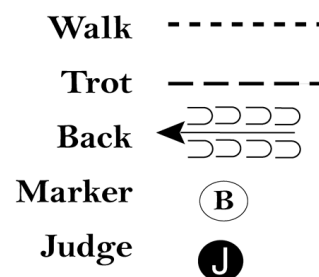
w w w . H o r s e S h o w P a t t e r n s . c o m



Be ready even with judge.

1. Trot to and around A.
2. Walk from A until even with judge.
3. Stop and perform a 90 degree turn.
4. Trot to judge.
5. Stop and set up for inspection.
6. When dismissed, back approximately 2 horse lengths.
7. Perform a 270 degree turn.
8. Walk straight away from judge.

Follow the instructions of your ring steward.



[S/2-76]

Pattern Provided by:  
*Show Management*

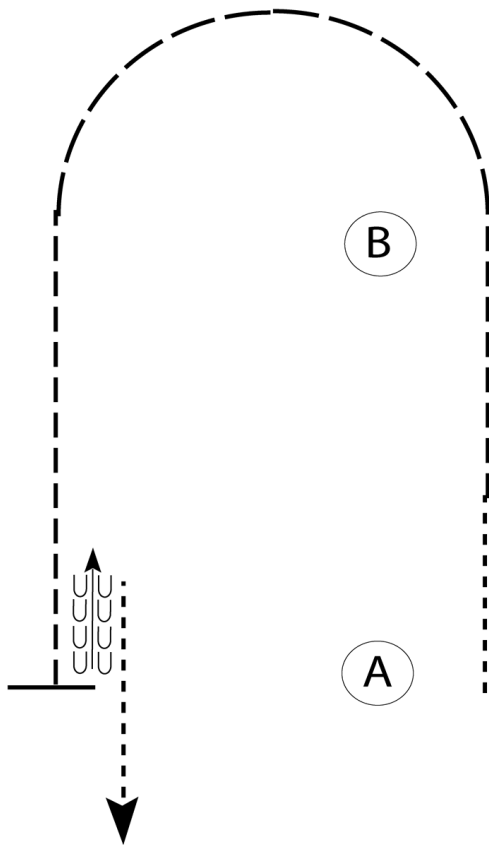
# 2021 Charles Tidmore Memorial Show

## Small Fry and Walk Trot Horsemanship

Show Date: 07-18-2021

w w w . H o r s e S h o w P a t t e r n s . c o m

w w w . H o r s e S h o w P a t t e r n s . c o m



Be ready at A.

1. When acknowledged, walk two horse lengths from A.
2. Jog to B.
3. Extended jog in a half circle until even with B.
4. Jog until even with A.
5. Stop even with A and back approximately one horse length.
6. Exit pattern at a walk.

Follow the instructions of your ring steward.

Walk	-----
Jog	- - - - -
Extended Jog	— — — —
Lope	—————
Lead Change	
Back	
Marker	

[WH/WT-83]

**Pattern Provided by:**  
*Show Management*

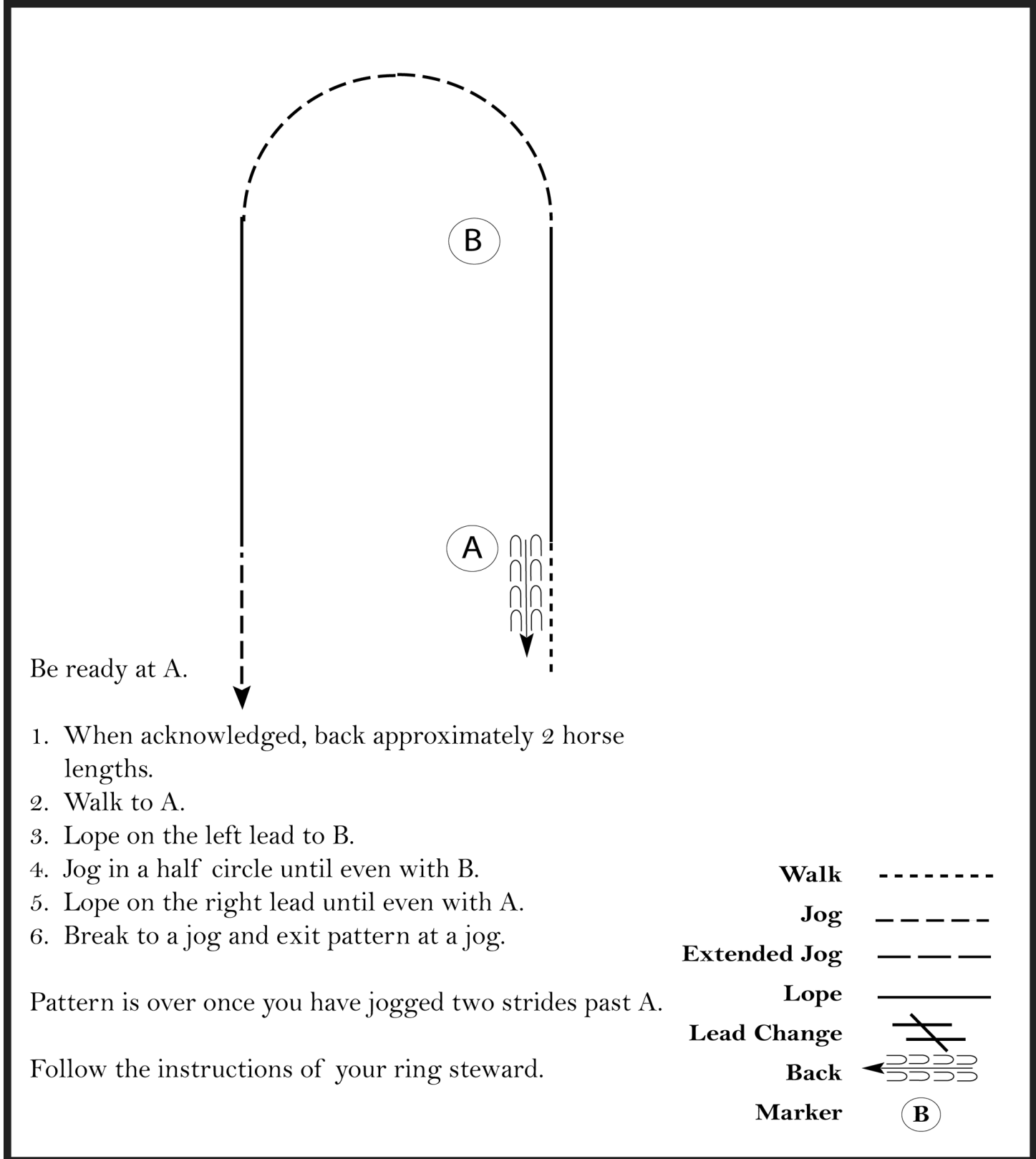
# 2021 Charles Tidmore Memorial Show

## Horsemanship Classes 109-113

Show Date: 07-18-2021

w w w . H o r s e S h o w P a t t e r n s . c o m

w w w . H o r s e S h o w P a t t e r n s . c o m



Be ready at A.

1. When acknowledged, back approximately 2 horse lengths.
2. Walk to A.
3. Lope on the left lead to B.
4. Jog in a half circle until even with B.
5. Lope on the right lead until even with A.
6. Break to a jog and exit pattern at a jog.

Pattern is over once you have jogged two strides past A.

Follow the instructions of your ring steward.

- Walk -----
- Jog - - - - -
- Extended Jog - - - - -
- Lope \_\_\_\_\_
- Lead Change
- Back
- Marker (B)

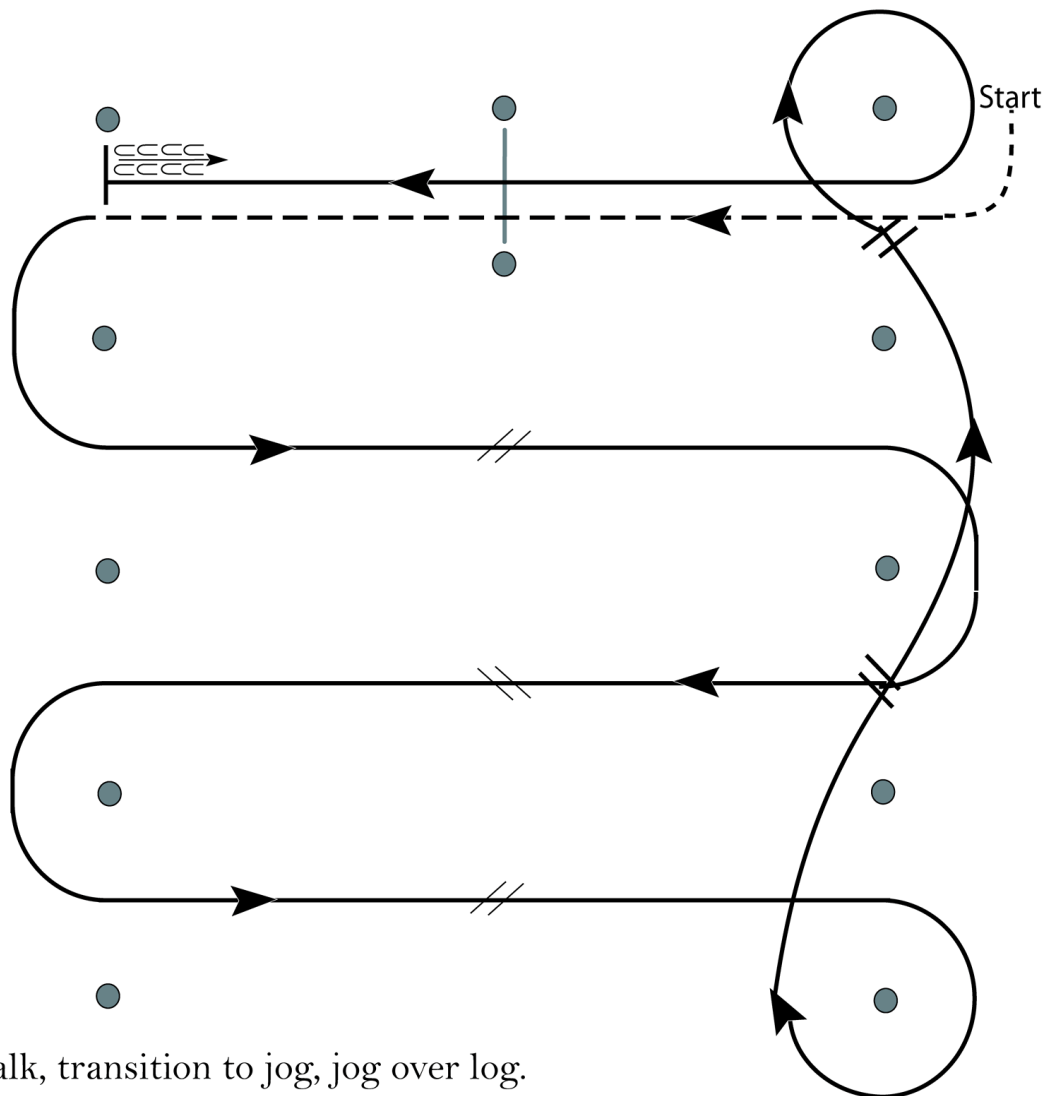
[WH/2-83]

Pattern Provided by:  
*Show Management*

# 2021 Charles Tidmore Memorial Show

## All Level 1 Western Riding

Show Date: 07-18-2021



1. Walk, transition to jog, jog over log.
2. Transition to left lead lope.
3. First crossing change.
4. Second crossing change.
5. Third crossing change.
6. Circle and first line change.
7. Second line change and circle.
8. Lope log.
9. Stop and back.

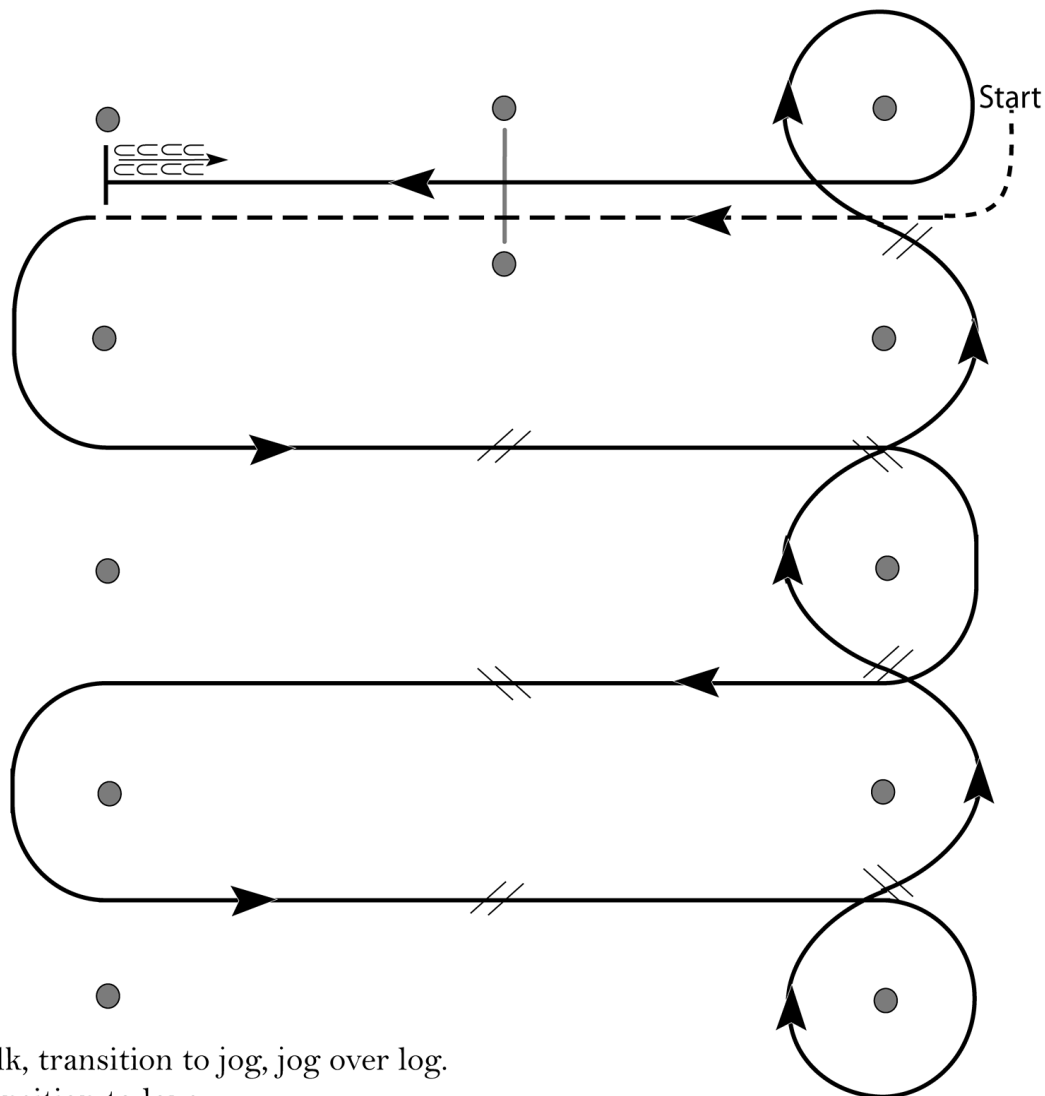
[WR/GP-2]

**Pattern Provided by:**  
*Show Management*

# 2021 Charles Tidmore Memorial Show

## Western Riding Classes 117-119

Show Date: 07-18-2021



1. Walk, transition to jog, jog over log.
2. Transition to lope.
3. First crossing change.
4. Second crossing change.
5. Third crossing change.
6. Circle and first line change.
7. Second line change.
8. Third line change.
9. Fourth line change and circle.
10. Lope log.
11. Lope, stop and back.

[WR/OP-2]

Pattern Provided by:  
*Show Management*