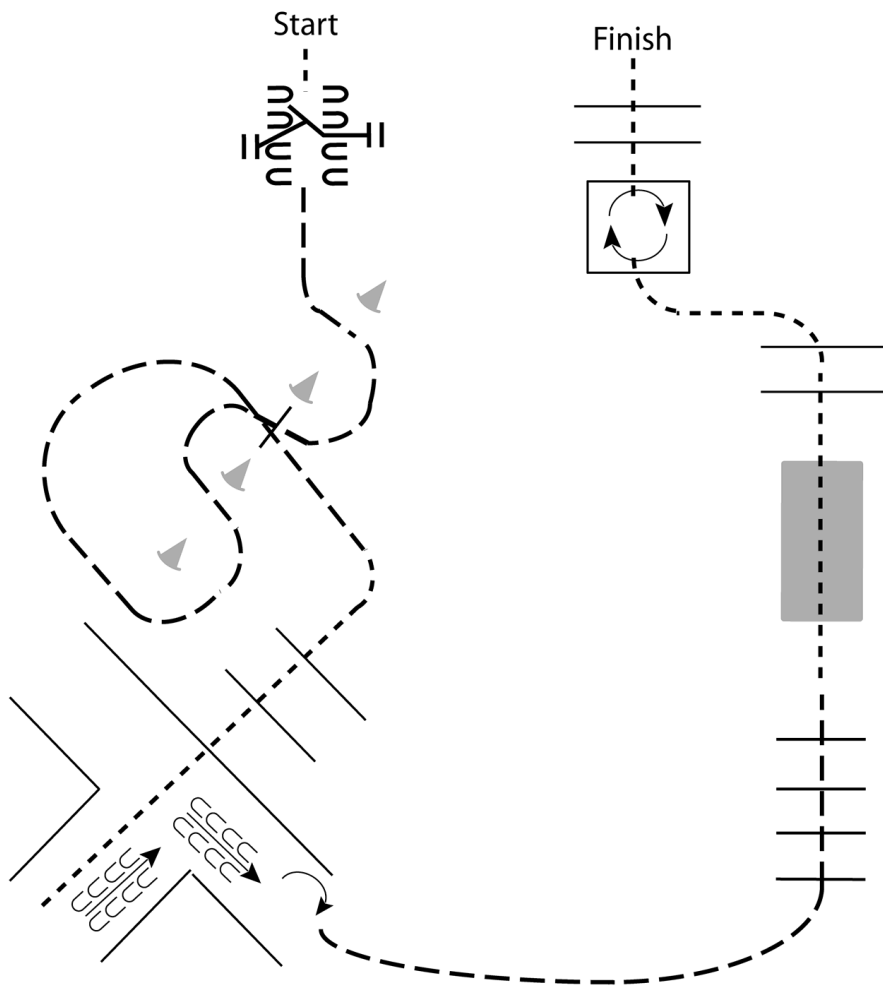


2021 Charles Tidmore Memorial Show

All Level One Walk Trot Trail

Show Date: 07-17-2021



1. Walk to and work gate.
2. Jog through cones.
3. Walk over poles into chute.
4. Back out of chute; turn 180 degrees right.
5. Jog over poles to bridge.
6. Walk over bridge and poles.
7. Walk into box and perform a 360 degree turn to the right.
8. Walk out of box and over poles.

Walk	-----
Jog	- - - - -
Extended Jog	— — — — —
Lope	—————
Leg Yield	
Lead Change	— / —
Back	← ← ← ← ←
Marker	Ⓚ
Sidepass	← — — — — →

[T/WT-2]

Pattern Provided by:
Show Management

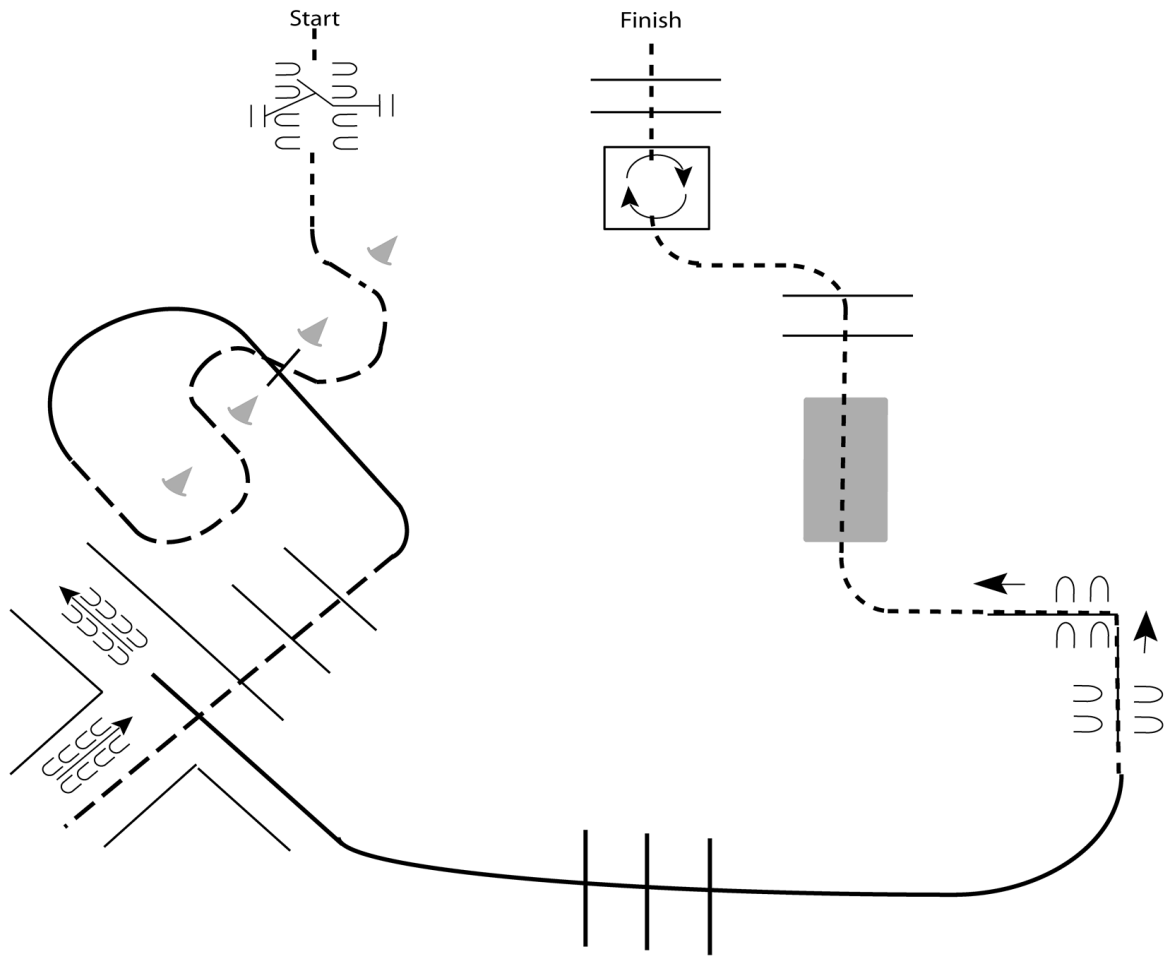
www.HorseShowPatterns.com

www.HorseShowPatterns.com

2021 Charles Tidmore Memorial Show

Level 1 Trail and Jr Trail Classes

Show Date: 07-17-2021



Begin at Start.

1. Walk to and work gate.
2. Jog through cones.
3. Lope right lead to poles.
4. Jog over poles into chute.
5. Back the L.
6. Lope left lead over poles.
7. Side pass left over poles.
8. Walk over bridge, poles and into box.
9. Perform a 360 degree turn to the right, walk out of box and over poles to finish.

Walk	-----
Jog	-----
Extended Jog	-----
Lope	—————
Leg Yield	
Lead Change	///
Back	←←←
Marker	ⓑ
Sidepass	←-----→

[T/2-3]

Pattern Provided by:
Show Management

www.HorseShowPatterns.com

www.HorseShowPatterns.com

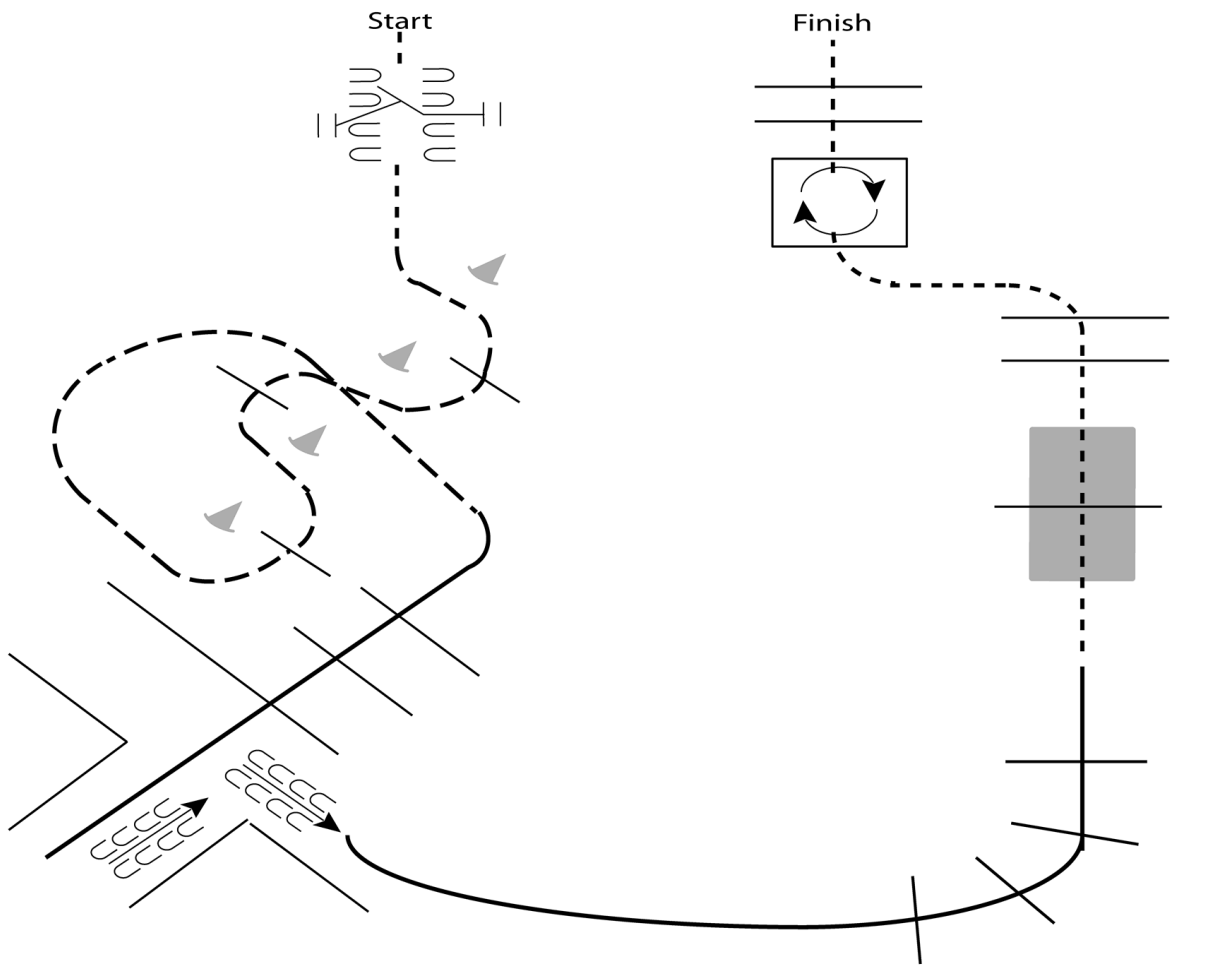
2021 Charles Tidmore Memorial Show

Youth, Amateur, Select and Senior Trail

Show Date: 07-17-2021

www.HorseShowPatterns.com

www.HorseShowPatterns.com



1. Walk to and work gate
2. Jog through cones and over elevated poles
3. Lope on the right lead over the poles and into the chute
4. Back out of chute
5. Lope on the left lead over poles to bridge
6. Walk over bridge and elevated poles
7. Walk into box and perform a 360 degree turn to the right
8. Walk out of box and over elevated poles

Walk	-----
Jog	- - - - -
Extended Jog	- - - - -
Lope	=====
Leg Yield	
Lead Change	///
Back	←←←←←
Marker	Ⓚ
Sidepass	←←←←←

[T/3-1]

Pattern Provided by:
Show Management

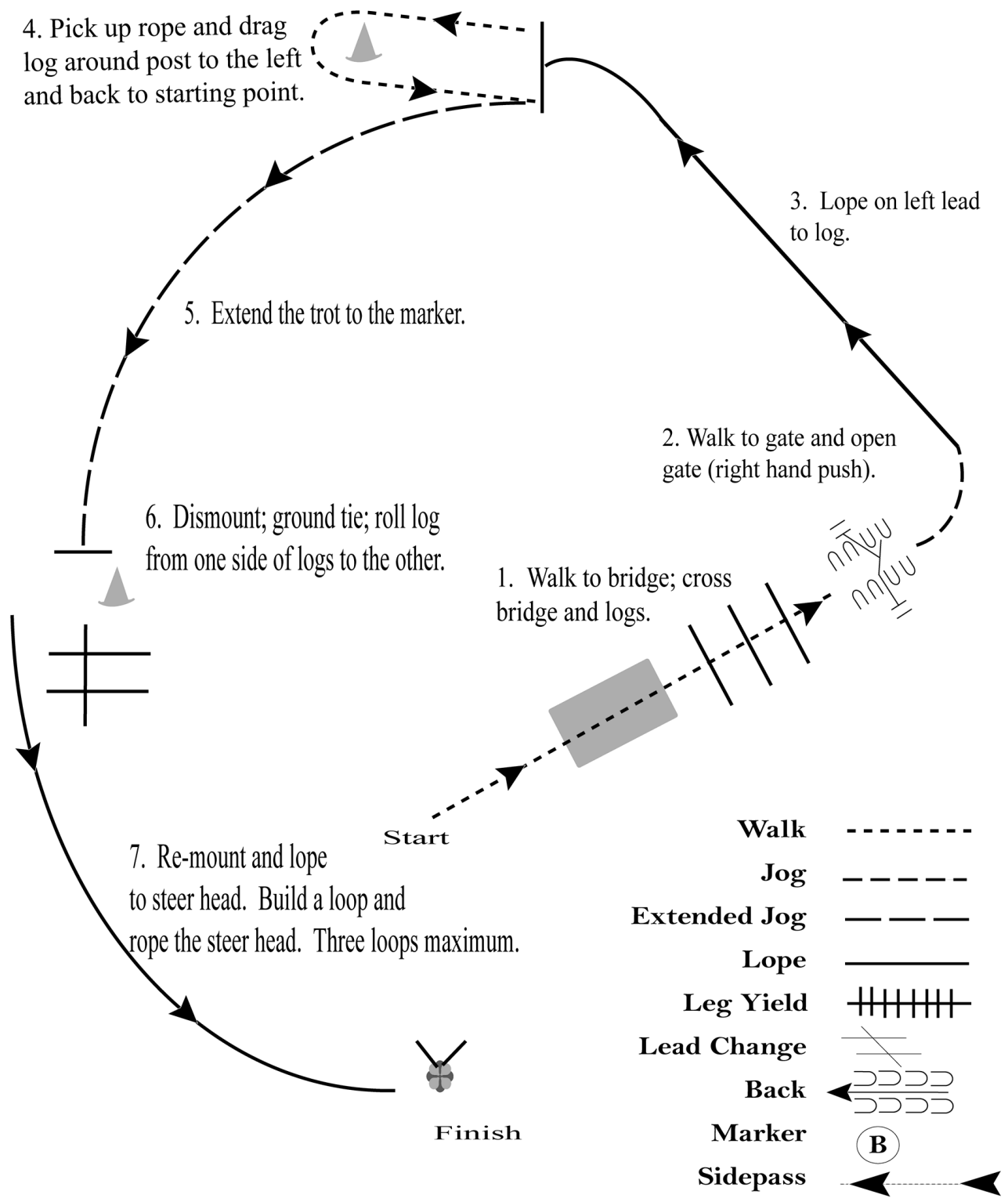
2021 Charles Tidmore Memorial Show

Ranch Trail Classes 11-13

Show Date: 07-17-2021

www.HorseShowPatterns.com

www.HorseShowPatterns.com



[RT/4]

Pattern Provided by:
Show Management

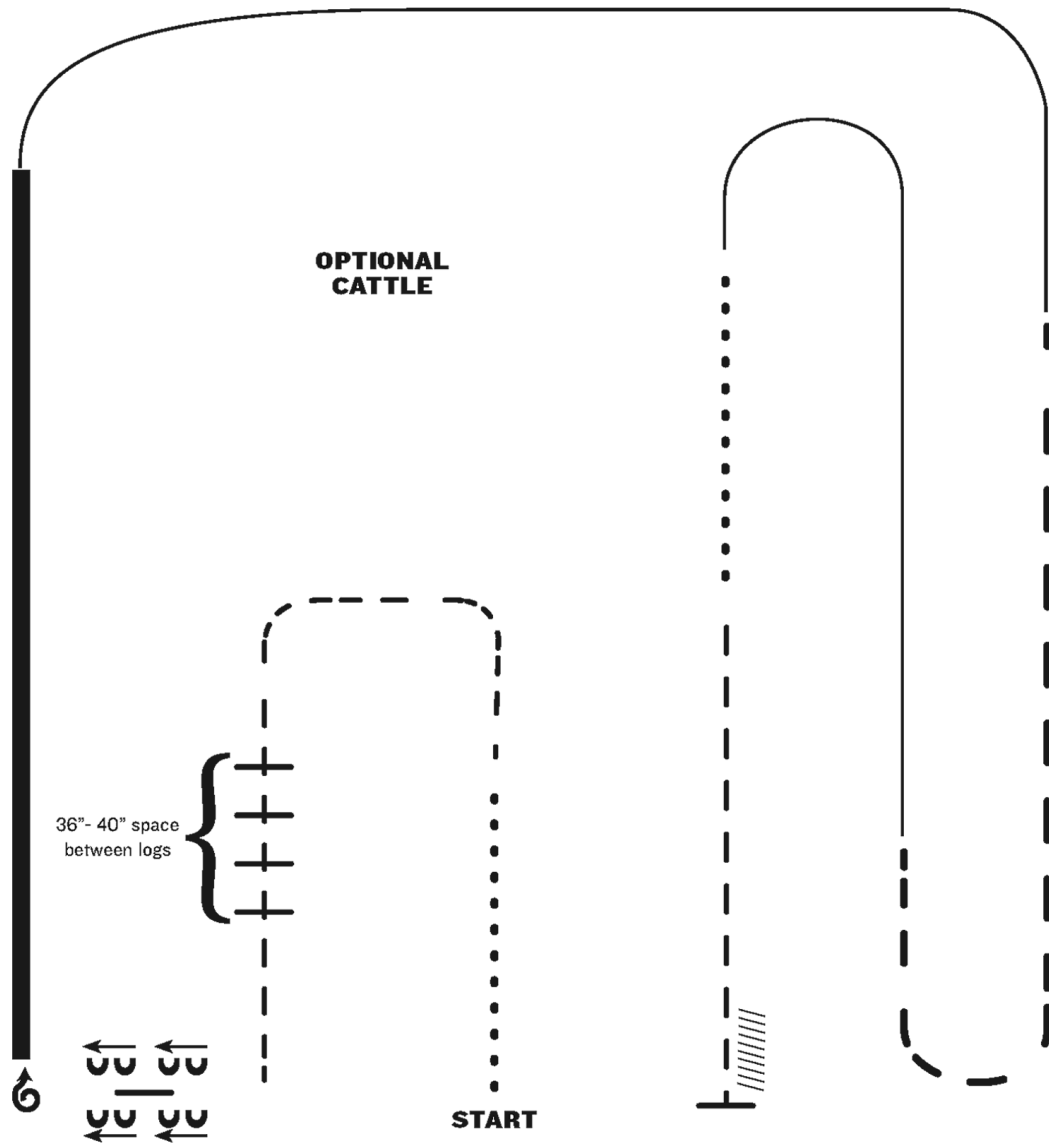
2021 Charles Tidmore Memorial Show

Ranch Riding Classes 14-21

Show Date: 07-17-2021

www.HorseShowPatterns.com

www.HorseShowPatterns.com



1. Walk
2. Trot
3. Trot logs
4. Side pass right
5. 1 1/2 turns right
6. Extended lope (right lead)
7. Lope right lead
8. Extended trot
9. Lope left lead
10. Walk
11. Trot
12. Stop and back

Note: The drawn description of this pattern is only intended for the general depiction of the pattern. Exhibitors should utilize the arena space to best exhibit their horses.

[RR/AQHA-12]

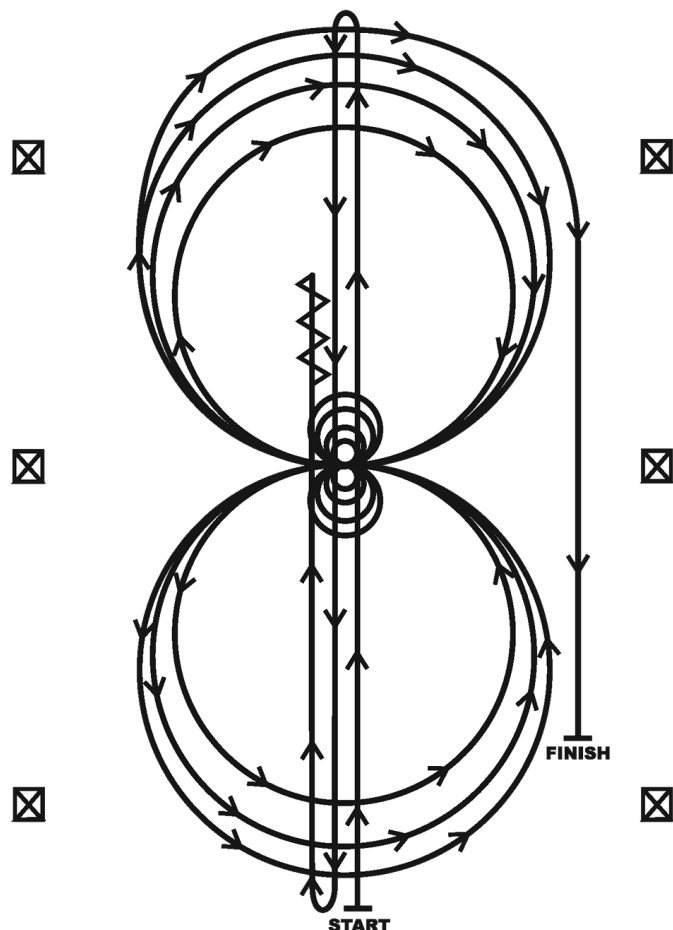
Pattern Provided by:
Show Management

2021 Charles Tidmore Memorial Show

Reining Classes 22-28

Show Date: 07-17-2021

REINING PATTERN 7



1. Run at speed to the far end of the arena past the end marker and do a left rollback—no hesitation.
2. Run to the opposite end of the arena past the end marker and do a right rollback—no hesitation.
3. Run past the center marker and do a sliding stop. Back up to the center of the arena or at least ten feet (three meters). Hesitate.
4. Complete four spins to the right. Hesitate.
5. Complete four and one-quarter spins to the left so that horse is facing left wall or fence. Hesitate.
6. Beginning on the right lead, complete three circles to the right: the first two circles large fast; the third circle small and slow. Change leads at the center of the arena.
7. Complete three circles to the left: the first two circles large fast; the third circle small and slow. Change leads at the center of the arena.
8. Begin a large circle to the right but do not close this circle. Run straight down the right side of the arena past the center marker and do a sliding stop at least twenty feet (six meters) from the wall or fence. Hesitate to demonstrate completion of the pattern.

[R/AQHAP-7]

Pattern Provided by:
Show Management

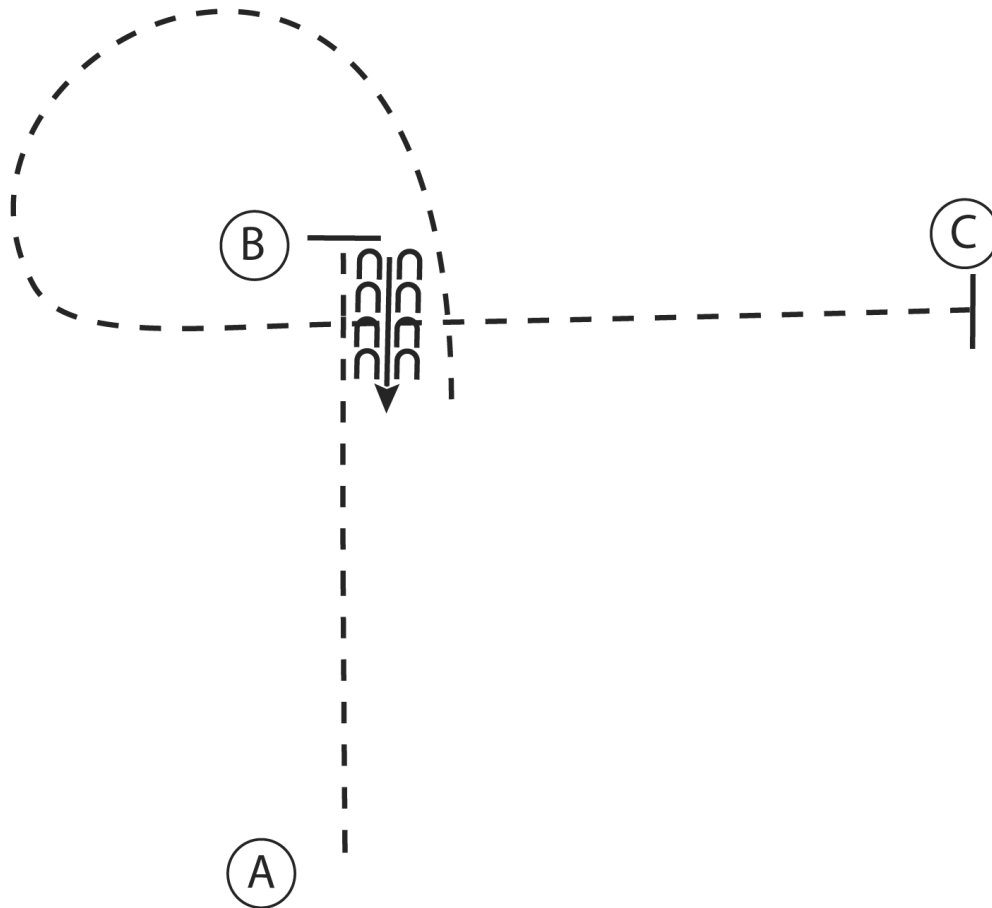
2021 Charles Tidmore Memorial Show

Small Fry and Walk-Trot Equitation

Show Date: 07-17-2021

w w w . H o r s e S h o w P a t t e r n s . c o m

w w w . H o r s e S h o w P a t t e r n s . c o m



1. Trot A to B
2. At B stop and back 4 steps
3. Trot a circle around B and continue to C
4. Stop at C

Walk
Trot	-----
Extended Trot	-----
Canter	—————
Leg Yield	
Lead Change	↘
Back	← C C C C C C C C C C
Marker	(B)
Sidepass	←-----←

[HSE/WT-2]

Pattern Provided by:
Show Management

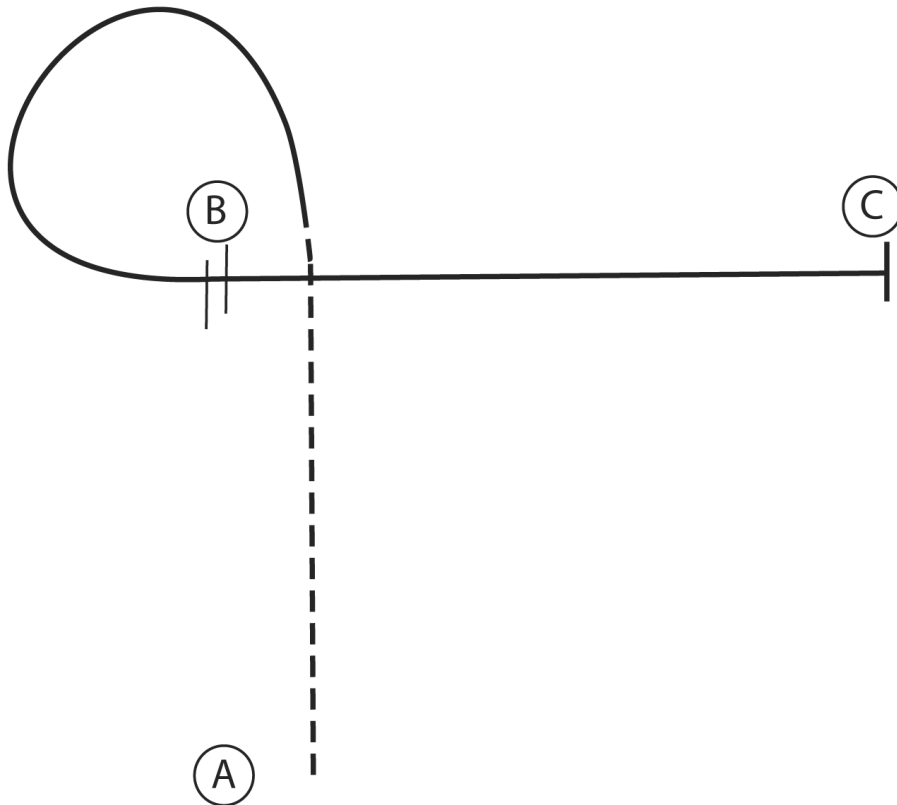
2021 Charles Tidmore Memorial Show

Equitation Classes 43-47

Show Date: 07-17-2021

w w w . H o r s e S h o w P a t t e r n s . c o m

w w w . H o r s e S h o w P a t t e r n s . c o m



1. Posting trot A to B on the right diagonal
2. At B canter on the left lead around B
3. Perform a lead change at B and continue to C
4. Stop at C

Walk
Trot	-----
Extended Trot	-----
Canter	—————
Leg Yield	
Lead Change	↘
Back	←←←←←
Marker	⊙
Sidepass	←-----←

[HSE/1-8]

Pattern Provided by:
Show Management